

Section F

PARENTS WHO REPORT AN UNPLANNED PREGNANCY AND BIRTH—AGREEMENT ON PREGNANCY INTENTIONS

HIGHLIGHTS

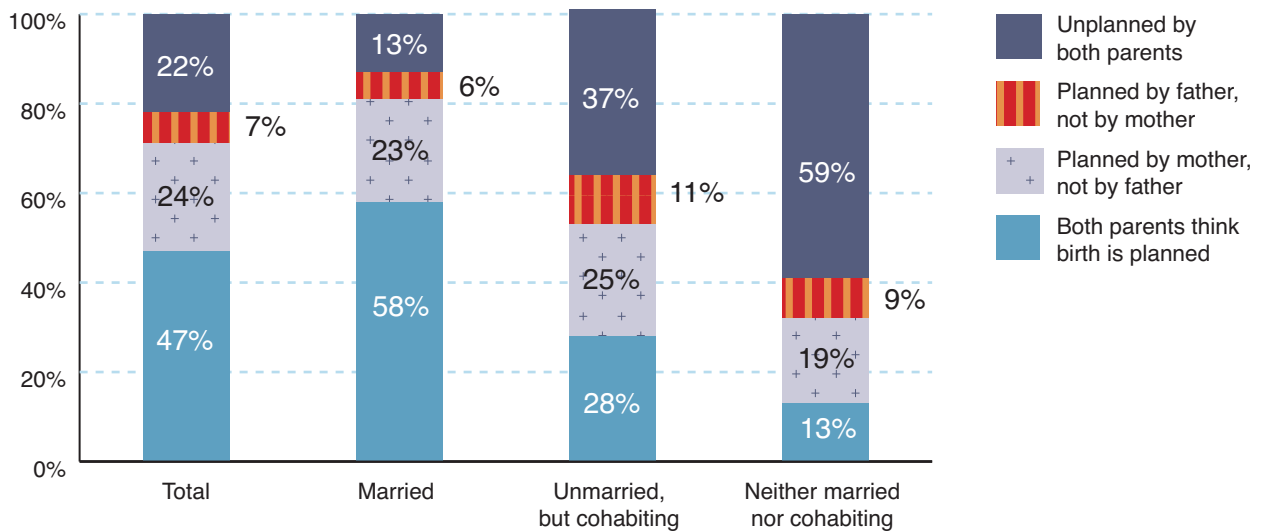
- ▲ Just over half of all pregnancies ending in a live birth were unplanned by either the mother, the father, or both parents. This proportion rises to nearly three-quarters among cohabiting couples and over nine in ten among parents who were neither married nor cohabiting.
- ▲ These data indicate that many couples do not agree about whether or not the child was the result of a planned pregnancy. Regardless of race/ethnicity, approximately one-third of couples overall disagree about the planning status of pregnancies that resulted in a live birth, with the highest proportion of disagreement occurring among cohabiting couples.

Previous sections of this chart book focus on the prevalence of unplanned pregnancy in the United States. This section turns to parents' intentions specifically, and their agreement or disagreement on whether the pregnancy was planned. The data in these charts are based on analyses conducted by Child Trends Inc. of the Early Childhood Longitudinal Study—Birth Cohort, a nationally representative survey of 14,000 children born in the year 2001.

The findings in this section reflect data gathered from both the mother and the father of each child in the sample, and results are presented for four possible planning categories—both parents planned, neither parent planned, mother planned but not father, and father planned but not mother. Note that all of these findings refer to pregnancies which resulted in a live birth, and only include those births for which father data are reported, or about three-quarters of the sample. It is reasonable to assume that those births for which no father reports are available are more likely to have resulted from unplanned pregnancies, either as reported by the father, the mother or both.

F-1. All Pregnancies Resulting in a Birth— Parental Agreement on Pregnancy Intentions¹

- ▲ According to these data, 53% of pregnancies ending in a birth were unplanned by either the mother, the father, or both when looking at couples overall (24% planned by mother, not by father; + 7% planned by father not by mother; + 22% unplanned by both). This increases to 72% among cohabiting couples and to 87% among unmarried non-cohabiting couples.
- ▲ Mothers and fathers are not always in agreement about whether the pregnancy was planned or unplanned. In fact, 31% of total pregnancies that resulted in a birth were planned by one parent but unplanned by the other (24% planned by mother, not by father; + 7% planned by father, not by mother). Parents disagreed on the planning status of the pregnancy for 36% of the births among cohabiting couples and for 28% of births among unmarried non-cohabiting couples.



1. Child Trends Inc., analysis of data from the Early Childhood Longitudinal Survey—Birth Cohort, 2008.

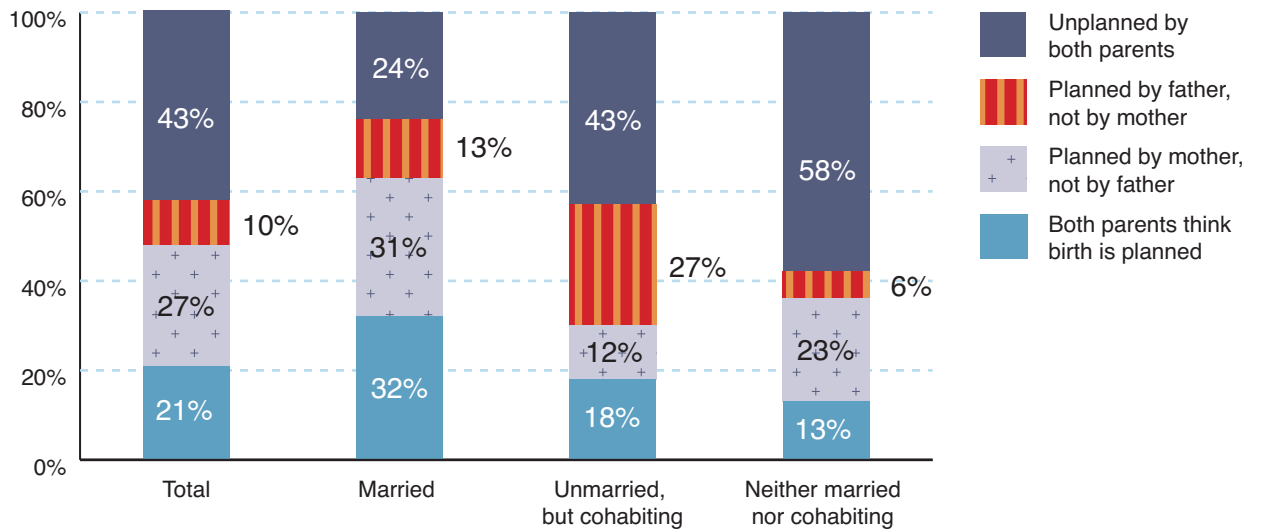
- ▲ These results are included in the table below, along with more detailed findings that include information for subgroups defined by poverty status and race/ethnicity.

All Pregnancies Resulting in a Birth—Parental Agreement on Pregnancy Intentions by Relationship Status, Poverty Status, and Race/Ethnicity at Birth*					
	Planned by Both Parents	Planned by Mother, not by Father	Planned by Father, not by Mother	Unplanned by Both Parents	Total
Total	47%	24%	7%	22%	100%
Parents are neither married nor cohabiting	13%	19%	9%	59%	100%
Parents are cohabiting	28%	25%	11%	37%	100%
Parents are married	58%	23%	6%	13%	100%
Child is at or above poverty at baseline	53%	23%	6%	18%	100%
Child is below poverty at baseline	30%	23%	10%	37%	100%
Child is non-Hispanic White	56%	21%	5%	17%	100%
Child is non-Hispanic Black	21%	27%	10%	43%	100%
Child is Hispanic	39%	29%	8%	24%	100%

* Note that births for which there are no father reports are not included here.

F-2. Pregnancies Resulting in a Birth, Child is non-Hispanic Black—Parental Agreement on Pregnancy Intentions²

- ▲ Among non-Hispanic black children, fully eight in ten births were preceded by a pregnancy that was unplanned by either the mother, the father, or both when looking at couples overall (27% planned by mother, not by father; + 10% planned by father not by mother; + 43% unplanned by both). This increases to 82% among cohabiting couples and to 87% among unmarried non-cohabiting couples.
- ▲ Similar to couples within the total population, mothers and fathers of non-Hispanic black children are not always in agreement about whether or not the pregnancy was planned or unplanned. In fact, 37% of pregnancies that resulted in a birth were planned by one parent but unplanned by the other when looking at couples overall (27% planned by mother, not by father + 10% planned by father, not by mother). Parents disagreed on the planning status of the pregnancy for 39% of the births among cohabiting couples and for 29% of births among unmarried non-cohabiting couples.



2. Child Trends Inc., analysis of data from the Early Childhood Longitudinal Survey—Birth Cohort, 2008.

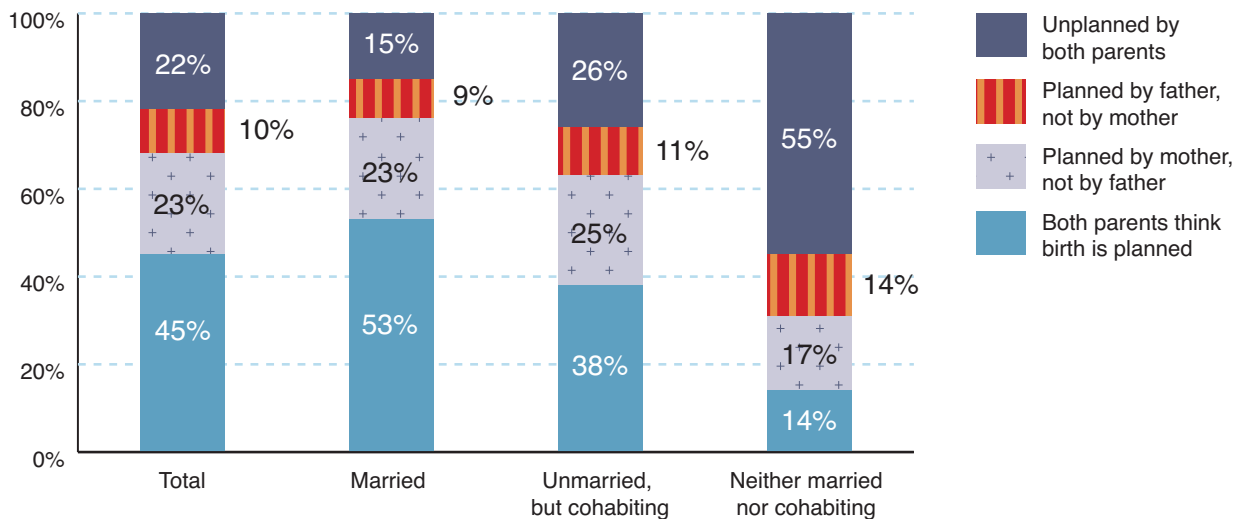
- ▲ These results are included in the table below, along with more detailed findings that include information for subgroups defined by poverty status.

Pregnancies Resulting in a Birth, Child is non-Hispanic Black—Parental Agreement on Pregnancy Intentions by Relationship Status and Poverty Status at Birth*					
	Planned by Both Parents	Planned by Mother, not by Father	Planned by Father, not by Mother	Unplanned by Both Parents	Total
Total	21%	27%	10%	43%	100%
Parents are neither married nor cohabiting	13%	23%	6%	58%	100%
Parents are cohabiting	18%	12%	27%	43%	100%
Parents are married	32%	31%	13%	24%	100%
Child is at or above poverty at baseline	27%	27%	12%	35%	100%
Child is below poverty at baseline	14%	26%	9%	52%	100%

* Note that births for which there are no father reports are not included here.

F-3. Pregnancies Resulting in a Birth, Child is Hispanic— Parental Agreement on Pregnancy Intentions³

- ▲ For Hispanic children, 55% of births were preceded by a pregnancy that was unplanned by either the mother, the father, or both when looking at couples overall (23% planned by mother, not by father; + 10% planned by father not by mother; + 22% unplanned by both). This increases to 62% among cohabiting couples and to 86% among unmarried non-cohabiting couples.
- ▲ Similar to couples within the total population, mothers and fathers of Hispanic children are not always in agreement about whether or not the pregnancy was planned or unplanned. In fact, 33% of pregnancies that resulted in a birth were planned by one parent but unplanned by the other when looking at Hispanic couples overall (23% planned by mother, not by father + 10% planned by father, not by mother). Parents disagreed on the planning status of the pregnancy for 36% of the births among cohabiting couples and for 31% of births among unmarried non-cohabiting couples.



3. Child Trends Inc., analysis of data from the Early Childhood Longitudinal Survey—Birth Cohort, 2008.

▲ These results are included in the table below along with more detailed findings that include information for subgroups defined by poverty status.

Pregnancies Resulting in a Birth, Child is Hispanic— Parental Agreement on Pregnancy Intentions by Relationship Status and Poverty Status at Birth*					
	Planned by Both Parents	Planned by Mother, not by Father	Planned by Father, not by Mother	Unplanned by Both Parents	Total
Total	45%	23%	10%	22%	100%
Parents are neither married nor cohabiting	14%	17%	14%	55%	100%
Parents are cohabiting	38%	25%	11%	26%	100%
Parents are married	53%	23%	9%	15%	100%
Child is at or above poverty at baseline	48%	23%	9%	20%	100%
Child is below poverty at baseline	39%	23%	12%	26%	100%

* Note that births for which there are no father reports are not included here.