

Section J

RELIGIOSITY AND ITS ASSOCIATION WITH SEXUAL ACTIVITY, CHILDBEARING, AND MARRIAGE AMONG YOUNG ADULTS AGE 20–29

HIGHLIGHTS

- ▲ Most young adults age 20–29 report some kind of religious affiliation. However, the majority of young adults rarely or never attend religious services.
- ▲ Four out of five young adults have had sex in the past year. This varied from roughly half of men and women who attended church more than once per week to over three-quarters of men and women who attended rarely or never.
- ▲ Two-thirds of sexually active never-married young adults age 20–29 used contraception the first and last time they had sex; the percentages are fairly similar by religious service attendance and by religious salience.
- ▲ Cohabitation was lower among young adults who attended church more frequently, but was nearly one-quarter even among those who attended church weekly or more.
- ▲ Nearly one out of five women age 20–29 reported a nonmarital birth in her twenties. While it varied widely by religious denomination, attendance, and importance, it approached or exceeded 20% for nearly every subgroup. Similarly, unplanned childbearing approached or exceeded 10% for nearly every subgroup defined by denomination, attendance, and importance.
- ▲ Religious attendance is linked to the belief that premarital sex is almost always wrong. Nineteen percent of men age 20–29 and 29% of women age 20–29 believe that premarital sex is always or almost always wrong.

This section focuses on the association between religion and sexual and reproductive behaviors and outcomes. More specifically, the section explores the relationship between religiosity and sex, contraception, childbearing, and relationship status among men and women age 20–29. For the purposes of this report, religiosity was measured in three separate ways: religious attendance, religious salience, and religious tradition.

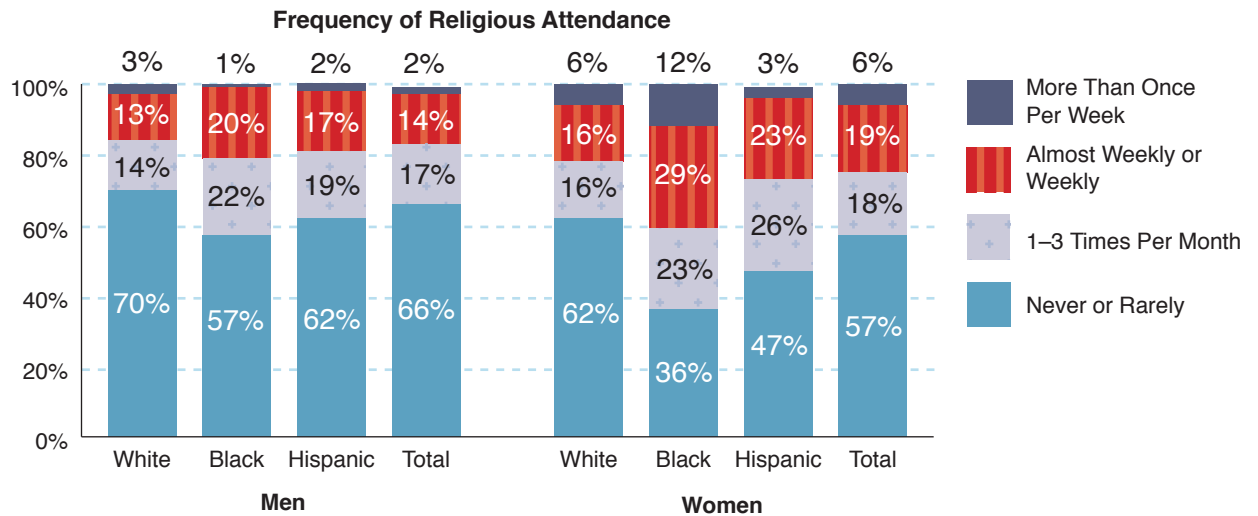
Results are based on an analysis conducted by Dr. Brad Wilcox, of data from the 2000–2006 General Social Survey (GSS), the 2002 National Survey of Family Growth (NSFG), the National Longitudinal Study of Adolescent Health (Add Health), and the 2000 Cooperative Clergy Study Project. Breakouts for religious tradition focus on the categories of major religious/secular traditions that Wilcox has highlighted in his work and that could be observed in sufficiently large numbers across multiple data sets. The intent of these results is not to imply a causal relationship between religiosity and behaviors related to sexual activity and relationships; rather it is to show the extent to which these behaviors play a role in the lives of young adults across religious affiliation and practice. Most young adults age 20–29 report some kind of religious tradition; approximately four in ten identify as Protestant and one-quarter identify as Catholic; 2% identify as Jewish, 1% identify as Mormon, and 5% identify as some other religion. Approximately one in five young adults do not report any religious affiliation.

This section is broken down into six sub-sections: J-1 gives an overview of religiosity among men and women age 20–29; J-2 explores religiosity and sexual behavior among men and women age 20–29; J-3 explores religiosity and contraceptive use among men and women age 20–29; J-4 explores religiosity and relationship status among men and women age 20–29; J-5 explores religiosity and childbearing among unmarried women age 20–29, and J-6 explores religiosity and attitudes toward sex and childbearing among men and women age 20–29. For all data, the racial/ethnic category white refers to non-Hispanic white young adults, and the racial/ethnic category black refers to non-Hispanic black young adults.

J-1. Religiosity Among Men and Women Age 20–29¹

J-1.1: Frequency of Religious Service Attendance Among Young Adults Age 20–29, by Gender and Race/Ethnicity²

- ▲ Two-thirds (66%) of all men age 20-29 and over half (57%) of all women age 20–29 never or rarely attend religious services.
- ▲ Women are more likely to attend religious services than men and attendance is higher among black and Hispanic women compared to white women.
- ▲ A small percentage of men and women age 20–29 attend religious services more than once a week, ranging from 0% to 12% across all racial/ethnic subgroups.



Frequency of Religious Service Attendance Among Young Adults Age 20–29, by Gender and Race/Ethnicity				
	Never/Rarely	1–3 Times Per Month	Almost Weekly or Weekly	More Than Once Per Week
Men				
White	70%	14%	13%	3%
Black	57%	22%	20%	1%
Hispanic	62%	19%	17%	2%
Total ³	66%	17%	14%	2%
Women				
White	62%	16%	16%	6%
Black	36%	23%	29%	12%
Hispanic	47%	26%	23%	3%
Total	57%	18%	19%	6%

1. The intent of these results is not to imply a causal relationship between religiosity and behaviors related to sexual activity and relationships; rather it is to show the extent to which these behaviors play a role in the lives of young adults across religious affiliation and practice.

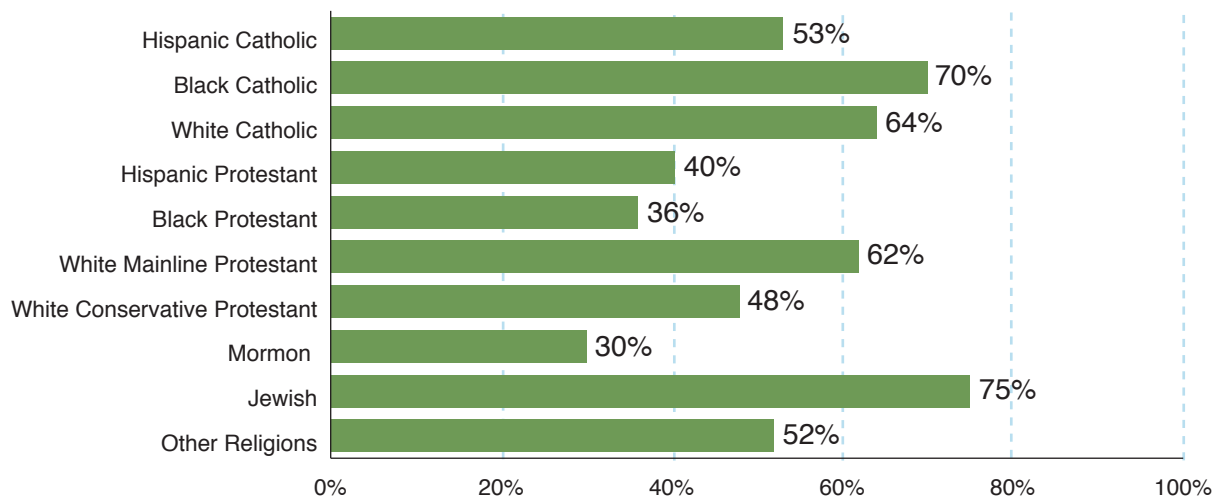
2. Source: Special Tabulations of the *General Social Surveys, 2000–2006*. National Opinion Research Center. As presented in: Wilcox, W.B. (2008). Religion, Sex, Childbearing, and Marriage: Associations among Various Demographic Groups. University of Virginia, Department of Sociology. (Not Published).

3. Note that the total also includes young adults from other races (not shown).

J-1.2 Frequency of Religious Service Attendance of Young Adults Age 20–29, by Religious Tradition⁴ and Race/Ethnicity⁵

- ▲ The majority of young adults never or rarely attend religious services.
- ▲ However, white conservative Protestant, black Protestant, Hispanic Protestant, and Mormon young adults are more likely to report attending religious services 1-3 times per month, almost weekly or weekly, or more than once per week than peers from other racial/ethnic groups and religious traditions.
- ▲ Jewish and secular young adults report attending religious services less frequently than young adults of other traditions.

Percent of Young Adults Age 20–29 Who Never or Rarely Attend Religious Services



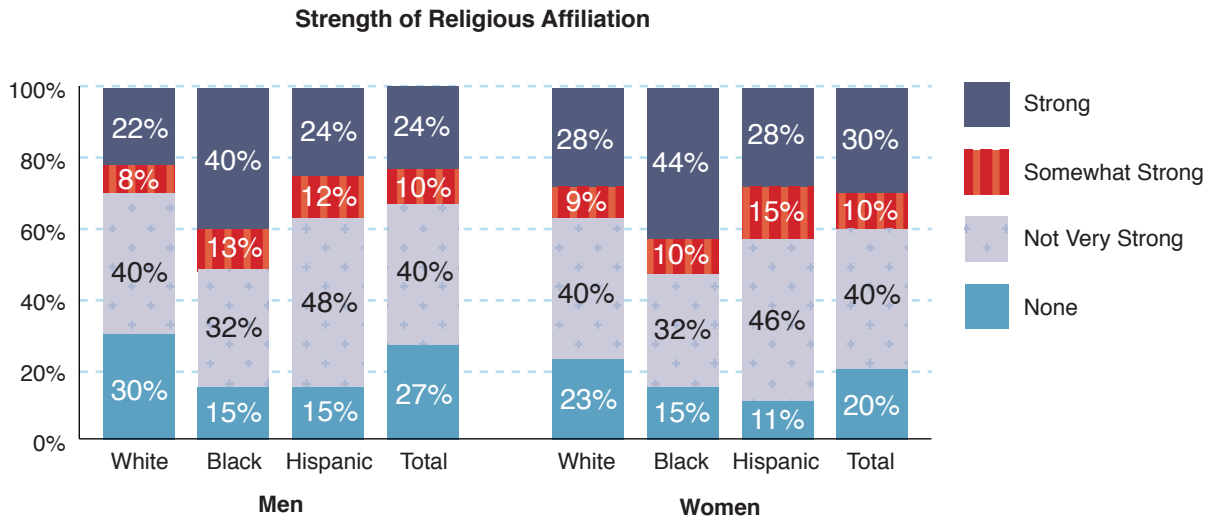
4. Breakouts for religious tradition focus on the categories of major religious/secular traditions that Wilcox has highlighted in his work and that could be observed in sufficiently large numbers across multiple data sets.

5. Source: Special Tabulations of the *General Social Surveys, 2000–2006*. National Opinion Research Center. As presented in: Wilcox, W.B. (2008). *Religion, Sex, Childbearing, and Marriage: Associations among Various Demographic Groups*. University of Virginia, Department of Sociology. (Not Published).

Frequency of Religious Service Attendance of Young Adults Age 20–29, by Religious Tradition and Race/Ethnicity			
	Never/Rarely	1–3 Times Per Month	Almost Weekly, Weekly, or More Than Once Per Week
Catholic			
Hispanic	53%	26%	21%
Black	70%	11%	18%
White	64%	19%	17%
Protestant			
Hispanic	40%	17%	43%
Black	36%	26%	39%
White Mainline	62%	24%	15%
White Conservative	48%	21%	31%
Secular			
Hispanic	90%	12%	0%
Black	81%	17%	2%
White	96%	2%	2%
Mormon	30%	0%	66%
Jewish	75%	10%	15%
Other Religions	52%	17%	31%

J-1.3 Strength of Religious Affiliation of Young Adults Age 20–29, by Gender and Race/Ethnicity⁶

- ▲ Slightly over one-third (34%) of all men age 20–29 report having at least a somewhat strong or strong faith compared to 40% of all women age 20–29.
- ▲ Black and Latino young adults are particularly likely to report that they have a somewhat strong or strong faith compared to white young adults.



Strength of Religious Affiliation of Young Adults Age 20–29, by Gender and Race/Ethnicity				
	None	Not Very Strong	Somewhat Strong	Strong
Men				
White	30%	40%	8%	22%
Black	15%	32%	13%	40%
Hispanic	15%	48%	12%	24%
Total ⁷	27%	40%	10%	24%
Women				
White	23%	40%	9%	28%
Black	15%	32%	10%	44%
Hispanic	11%	46%	15%	28%
Total	20%	40%	10%	30%

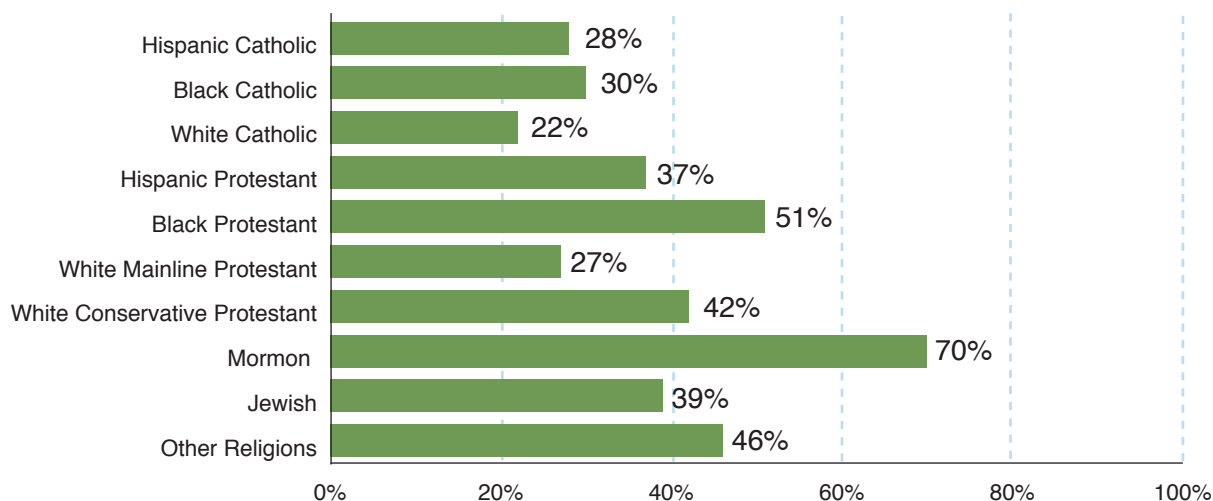
6. Source: Special Tabulations of the *General Social Surveys, 2000–2006*. National Opinion Research Center. As presented in: Wilcox, W.B. (2008). Religion, Sex, Childbearing, and Marriage: Associations among Various Demographic Groups. University of Virginia, Department of Sociology. (Not Published).

7. Note that the total also includes young adults of other races (not shown).

J-1.4 Strength of Religious Affiliation of Young Adults Age 20–29, by Religious Tradition⁸ and Race/Ethnicity⁹

- ▲ Black Protestant and Mormon young adults age 20–29 are more likely to report stronger religious affiliation than their peers from other racial/ethnic groups and religious traditions.
- ▲ White and black Catholics and white mainline Protestant young adults are more likely to report that their religious affiliation is not very strong compared to young adults from other racial/ethnic groups and religious traditions.

Percent of Young Adults Age 20–29 Who Report a Strong Religious Affiliation



Strength of Religious Affiliation of Young Adults Age 20–29, by Religious Tradition and Race/Ethnicity			
	Not Very Strong	Somewhat Strong	Strong
Catholic			
Hispanic	58%	14%	28%
Black	63%	7%	30%
White	65%	12%	22%
Protestant			
Hispanic	41%	23%	37%
Black	36%	13%	51%
White Mainline	63%	10%	27%
White Conservative	47%	11%	42%
Mormon	17%	13%	70%
Jewish	55%	6%	39%
Other Religions	35%	19%	46%

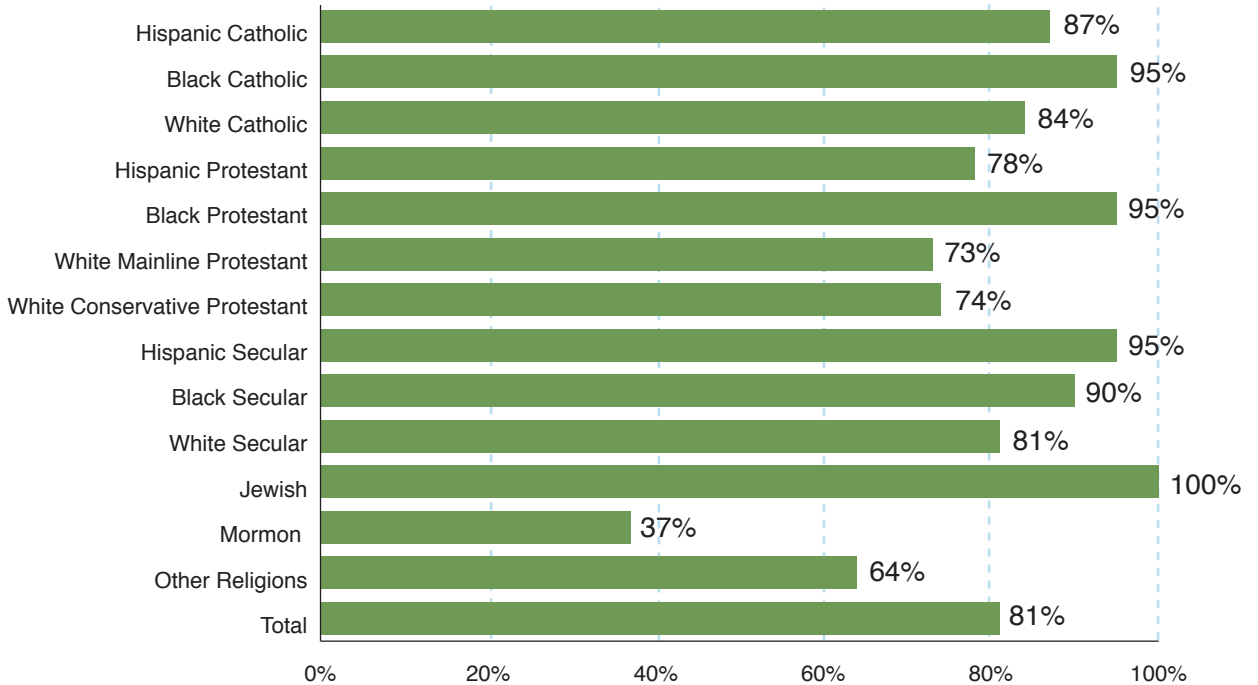
8. Breakouts for religious tradition focus on the categories of major religious/secular traditions that Wilcox has highlighted in his work and that could be observed in sufficiently large numbers across multiple data sets.

9. Source: Special Tabulations of the *General Social Surveys, 2000–2006*. National Opinion Research Center. As presented in: Wilcox, W.B. (2008). Religion, Sex, Childbearing, and Marriage: Associations among Various Demographic Groups. University of Virginia, Department of Sociology. (Not Published).

J-2. Religion and Sexual Behavior¹²

J-2.1 Percent of Never-Married Young Adults Age 20–29 Who Have Had Sex Within the Past Year, by Religious Tradition¹³ and Race/Ethnicity¹⁴

- ▲ Overall, roughly four out of five never-married young adults age 20–29 have had sex in the last year (82% of all men and 80% of all women), although it varied widely by religious tradition.
- ▲ Within most religious traditions, the percentage who have had sex during the last year is similar for men and women, with the exception of white mainline and conservative Protestants.



12. The intent of these results is not to imply a causal relationship between religiosity and behaviors related to sexual activity and relationships; rather to show the extent to which these behaviors play a role in the lives of young adults across religious affiliation and practice.

13. Breakouts for religious tradition focus on the categories of major religious/secular traditions that Wilcox has highlighted in his work and that could be observed in sufficiently large numbers across multiple data sets.

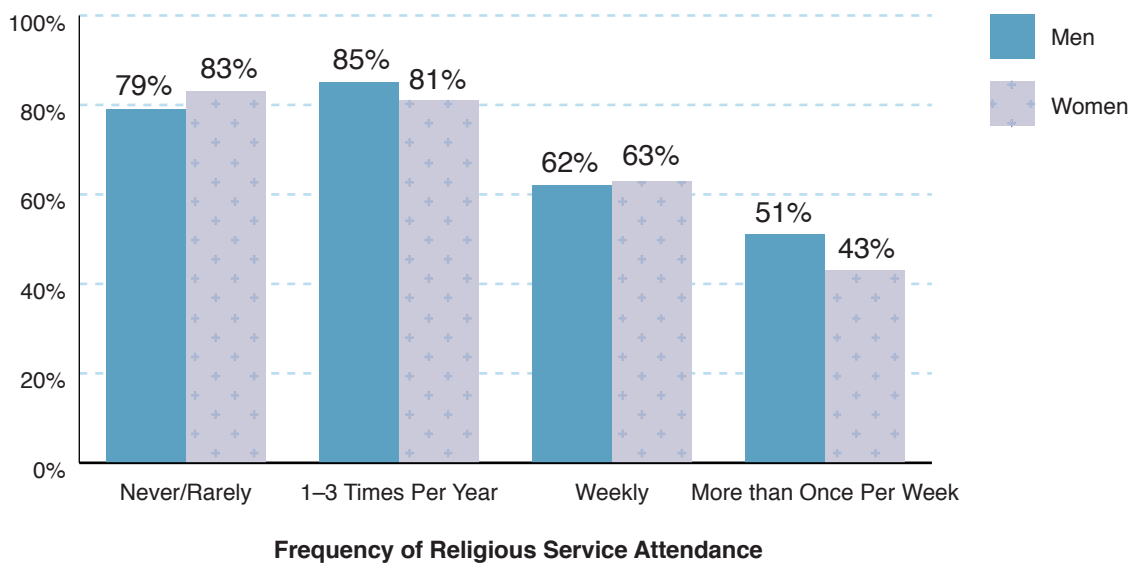
14. Source: Special Tabulations of the *General Social Surveys, 2000–2006*. National Opinion Research Center. As presented in: Wilcox, W.B. (2008). *Religion, Sex, Childbearing, and Marriage: Associations among Various Demographic Groups*. University of Virginia, Department of Sociology. (Not Published).

Percent of Never-Married Young Adults Age 20–29 Who Have Had Sex within the Past Year, by Religious Tradition, Gender,¹⁵ and Race/Ethnicity			
	Men	Women	Total
Catholic			
Hispanic	87%	–	87%
Black	–	–	95%
White	83%	86%	84%
Protestant			
Hispanic	–	–	78%
Black	95%	95%	95%
White Mainline	66%	81%	73%
White Conservative	86%	60%	74%
Secular			
Hispanic	–	–	95%
Black	–	–	90%
White	80%	84%	81%
Mormon	–	–	37%
Jewish	–	–	100%
Other Religions	–	61%	64%
Total	82%	80%	81%

15. Note: Due to small sample sizes, results are not presented by gender for some of the religious traditions.

J-2.2 Percent of Never-Married Young Adults Age 20–29 Who Have Had Sex Within the Past Year, by Religious Service Attendance, Gender, and Race/Ethnicity¹⁶

- ▲ Overall, never-married young adults age 20-29 who never or rarely attend religious services are more likely to have had sex in the past year than those who attend services weekly or more.
- ▲ Nonetheless, it remains the case that even among those who attend church more than once per week, roughly half (51%) of unmarried young men and nearly half (43%) of unmarried women have had sex in the past year.
- ▲ Interestingly, in terms of having sex in the past year, those who attended services one to three times per month more closely resembled their peers who never or rarely attended services rather than those who attended weekly or more.
- ▲ As the table below indicates, these patterns vary by race/ethnicity and gender. In particular, among black unmarried young women, the percent having had sex in the past year were similar regardless of religious attendance, ranging from 79% among those who never or rarely attended religious service to 74% among those who attended more than once per week.



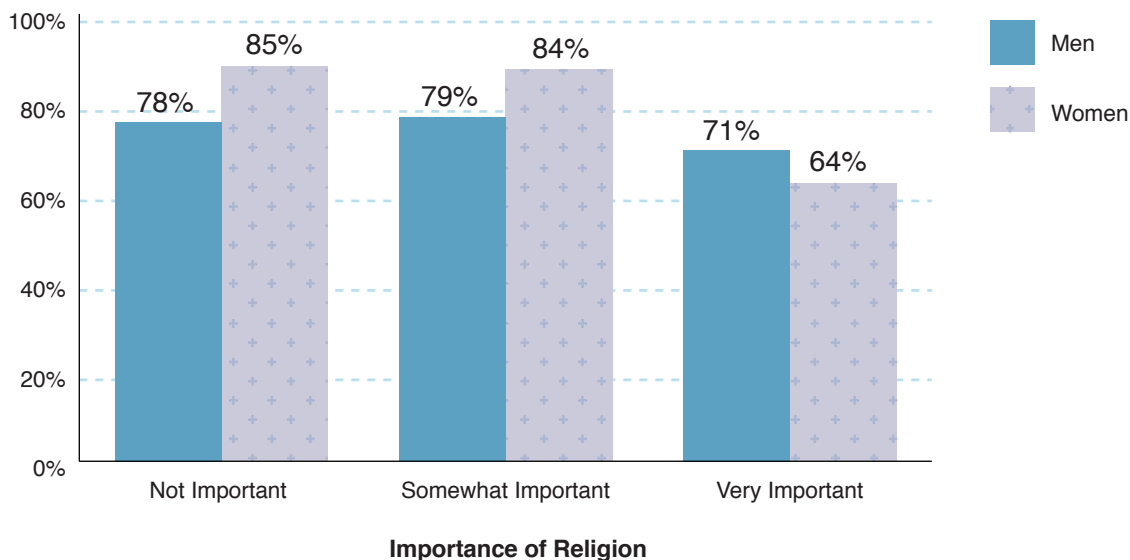
16. Source: Special Tabulations of the *National Survey of Family Growth, 2002*. National Center for Health Statistics. As presented in: Wilcox, W.B. (2008). Religion, Sex, Childbearing, and Marriage: Associations among Various Demographic Groups. University of Virginia, Department of Sociology. (Not Published).

Percent of Never-Married Young Adults Age 20–29 Who Have Had Sex Within the Past Year, by Religious Service Attendance, Gender, and Race/Ethnicity				
	Never/Rarely	1–3 Times Per Month	Weekly	More Than Once Per Week
Men				
White	81%	84%	46%	43%
Black	89%	96%	78%	48%
Hispanic	81%	94%	74%	64%
Total ¹⁷	79%	85%	62%	51%
Women				
White	84%	75%	55%	28%
Black	79%	92%	77%	74%
Hispanic	83%	88%	68%	48%
Total	83%	81%	63%	43%

17. Note that the total includes young adults from other races/ethnicities (not shown).

J-2.3 Percent of Never-Married Young Adults Age 20–29 Who Have Had Sex Within the Past Year, by Importance of Religion, Gender, and Race/Ethnicity¹⁸

- ▲ The majority of unmarried young men and women have had sex in the past year across categories of religious salience, although the percentages are higher among those who indicate that religion is less important.
- ▲ Specifically, 71% of never-married men and 64% of never-married women age 20–29 who report that religion is very important have had sex in the past year compared to over three-quarters of their peers who report that religion is not important (78% of never-married men and 85% of never-married women).



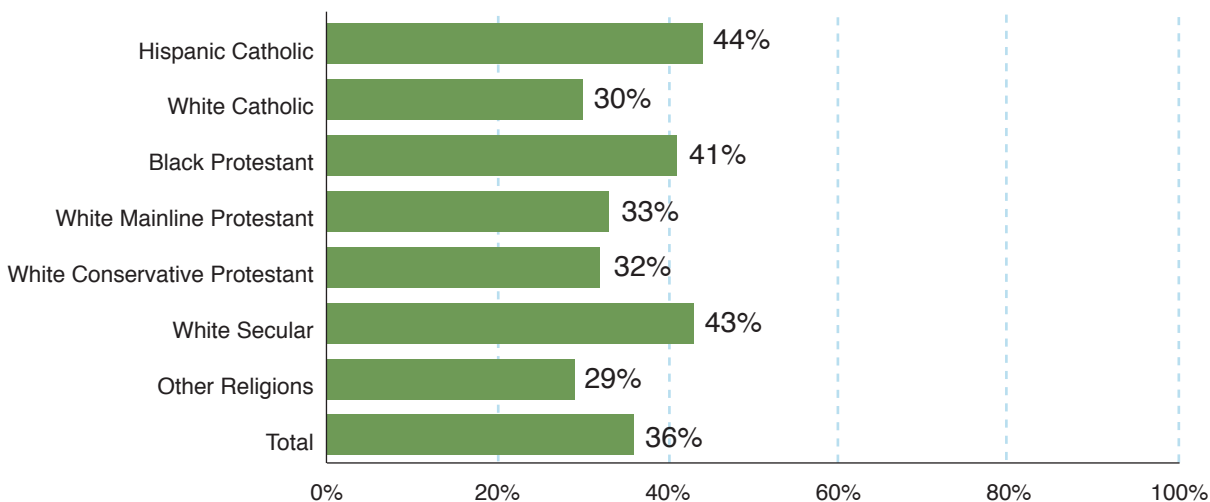
Percent of Never-Married Young Adults Age 20–29 Who Have Had Sex Within the Past Year, by Importance of Religion, Gender, and Race/Ethnicity			
	Not Important	Somewhat Important	Very Important
Men			
White	81%	80%	61%
Black	94%	85%	81%
Hispanic	83%	77%	84%
Total ¹⁹	78%	79%	71%
Women			
White	84%	84%	57%
Black	85%	89%	77%
Hispanic	95%	80%	68%
Total	85%	84%	64%

18. Source: Special Tabulations of the *National Survey of Family Growth, 2002*. National Center for Health Statistics. As presented in: Wilcox, W.B. (2008). Religion, Sex, Childbearing, and Marriage: Associations among Various Demographic Groups. University of Virginia, Department of Sociology. (Not Published).

19. Note that the total includes young adults from other races/ethnicities (not shown).

J-2.4 Percent of Never-Married Young Adults Age 20-29 Who Have Had Two or More Sexual Partners in the Past Year, by Religious Tradition²⁰ and Race/Ethnicity^{21, 22}

- ▲ Overall, 42% of never-married men age 20–29 and 28% of never-married women age 20–29 have had sex with two or more partners in the past year.
- ▲ This varied by religious tradition, ranging from 29% to 44%.
- ▲ The proportion reporting two or more sexual partners in the past year was typically higher among men than among women and this pattern was consistent across most religious traditions.



20. Breakouts for religious tradition focus on the categories of major religious/secular traditions that Wilcox has highlighted in his work and that could be observed in sufficiently large numbers across multiple data sets.

21. Due to small sample sizes, results are not presented for some of the religious traditions.

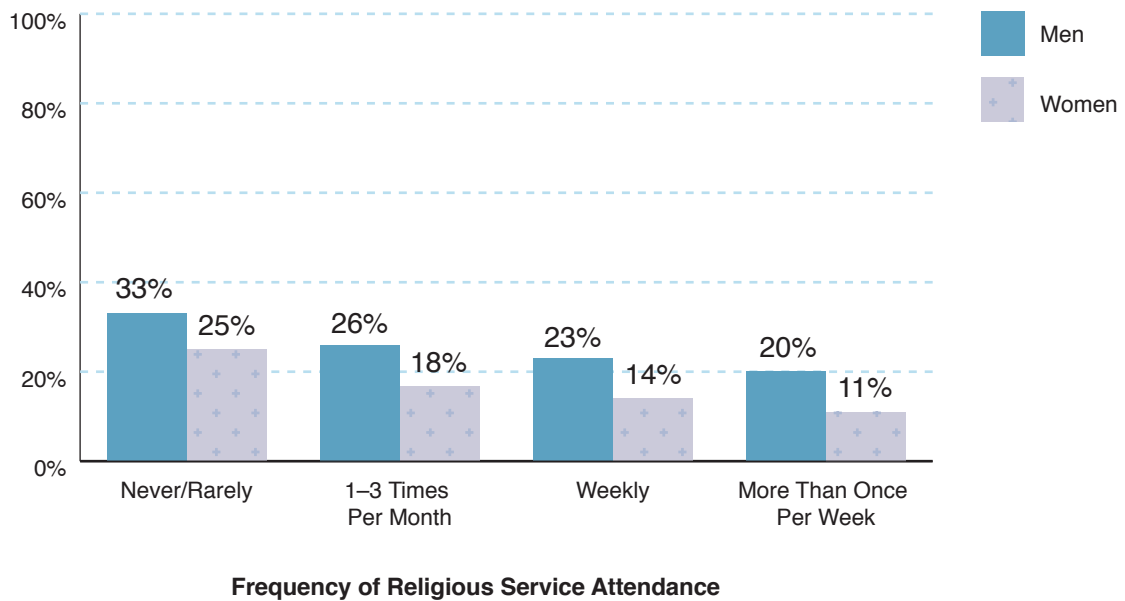
22. Source: Special Tabulations of the *General Social Surveys, 2000–2006*. National Opinion Research Center. As presented in: Wilcox, W.B. (2008). Religion, Sex, Childbearing, and Marriage: Associations among Various Demographic Groups. University of Virginia, Department of Sociology. (Not Published).

Percent of Never-Married Young Adults Age 20–29 Who Have Had Two or More Sexual Partners in the Past Year, by Religious Tradition, Gender,²³ and Race/Ethnicity			
	Men	Women	Total
Catholic			
Hispanic	51%	–	44%
Black	–	–	–
White	38%	19%	30%
Protestant			
Hispanic	–	–	–
Black	60%	26%	41%
White Mainline	38%	27%	33%
White Conservative	34%	30%	32%
Secular			
Hispanic	–	–	–
Black	–	–	–
White	45%	40%	43%
Mormon	–	–	–
Jewish	–	–	–
Other Religions	–	27%	29%
Total	42%	28%	36%

23. Note: Due to small sample sizes, results are not presented by gender for some of the religious traditions.

J-2.5 Percent of Never-Married Young Adults Age 20–29 Who Have Had Two or More Sexual Partners in the Past Year, by Religious Service Attendance and Gender²⁴

- ▲ The percent of young adults having had two or more sexual partners in the past year varies measurably by religious attendance, ranging from 20% and 11% of men and women who attend church more than once per week to 33% and 25% of men and women who attend rarely or never.
- ▲ This pattern was less consistent for young men and women of color.
- ▲ Never-married men are relatively more likely than never-married women to have had two or more partners in the last year, regardless of the frequency of service attendance.



24. Source: Special Tabulations of the *National Survey of Family Growth, 2002*. National Center for Health Statistics. As presented in: Wilcox, W.B. (2008). Religion, Sex, Childbearing, and Marriage: Associations among Various Demographic Groups. University of Virginia, Department of Sociology. (Not Published).

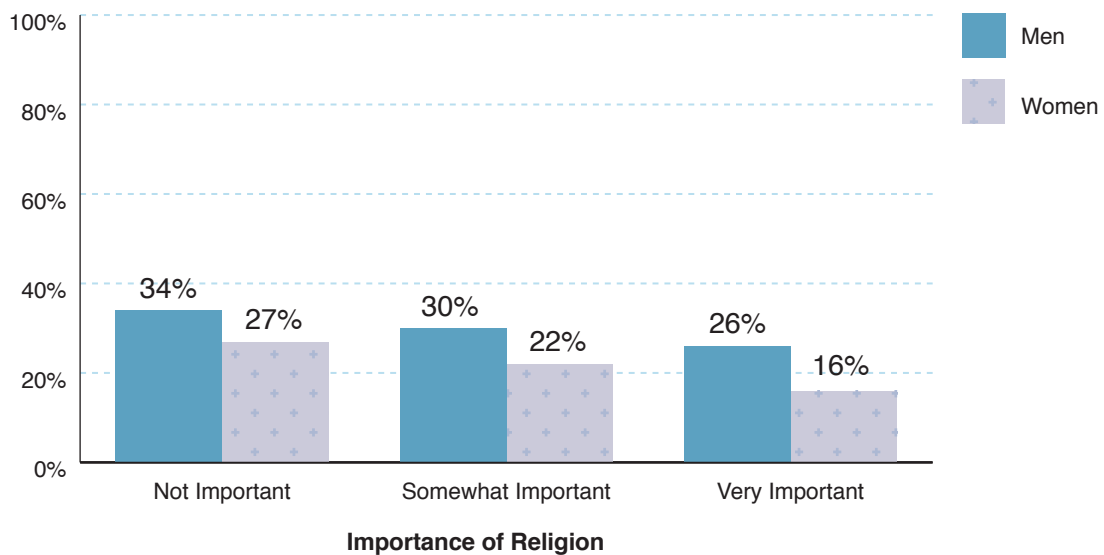
Percent of Never-Married Young Adults Age 20–29 Who Have Had Two or More Sexual Partners in the Past Year, by Religious Service Attendance and Gender

	Never/Rarely	1–3 Times Per Month	Almost Weekly or Weekly	More Than Once Per Week
Men				
White	33%	20%	16%	9%
Black	46%	48%	35%	37%
Hispanic	34%	28%	24%	32%
Total ²⁵	33%	26%	23%	20%
Women				
White	27%	25%	12%	11%
Black	26%	14%	22%	18%
Hispanic	18%	4%	8%	6%
Total	25%	18%	14%	11%

25. Note that the total includes young adults from other races/ethnicities (not shown).

J-2.6 Percent of Never Married Young Adults Age 20–29 Who Have Had Two or More Sexual Partners in the Past Year, by Importance of Religion, Gender, and Race/Ethnicity²⁶

- ▲ Overall, the likelihood of having two or more sexual partners in the last year is higher for men and women reporting increased levels of religious importance.
- ▲ Never-married men are somewhat more likely than never-married women to report having two or more sexual partners and this was true for each category of religious salience. As the table shows, gender differences were particularly great among black unmarried men and women.
- ▲ Overall, the proportion having had two or more partners in the past year was highest among unmarried black men compared to unmarried white or Hispanic men, and this difference was particularly great among those reporting religion was not important (64%, 34%, and 30% among unmarried black, white, and Hispanic men reporting religion was not important).



Percent of Never Married Young Adults Age 20–29 Who Have Had Two or More Sexual Partners in the Past Year, by Importance of Religion, Gender, and Race/Ethnicity			
	Not Important	Somewhat Important	Very Important
Men			
White	34%	28%	21%
Black	64%	41%	36%
Hispanic	30%	34%	30%
Total ²⁷	34%	30%	26%
Women			
White	29%	24%	18%
Black	30%	21%	20%
Hispanic	16%	17%	7%
Total	27%	22%	16%

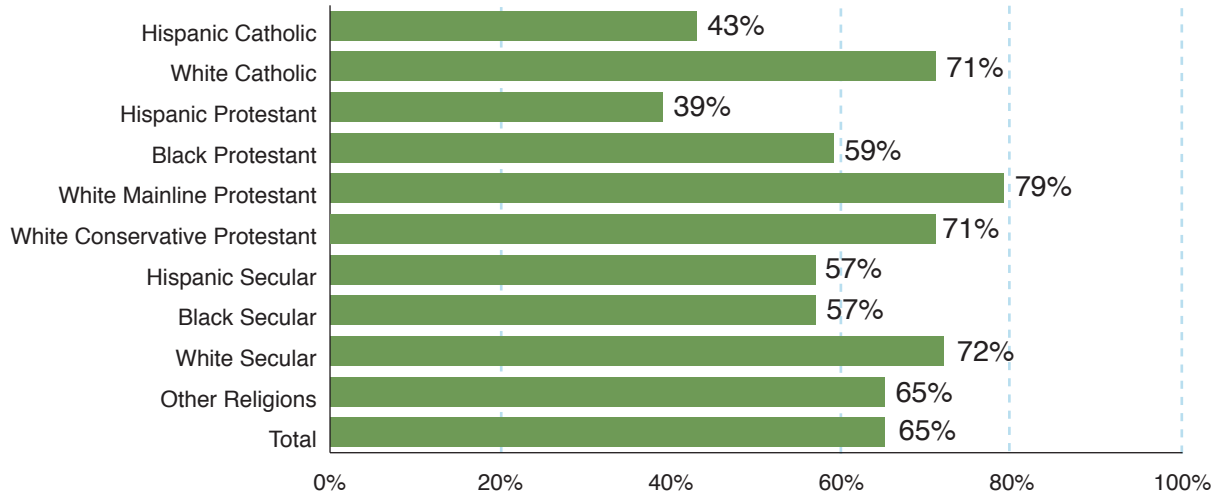
26. Source: Special Tabulations of the *National Survey of Family Growth, 2002*. National Center for Health Statistics. As presented in: Wilcox, W.B. (2008). *Religion, Sex, Childbearing, and Marriage: Associations among Various Demographic Groups*. University of Virginia, Department of Sociology. (Not Published).

27. Note that the total includes young adults from other races/ethnicities (not shown).

J-3 Religion and Contraception²⁸

J-3.1 Percent of Sexually Active Never-Married Young Adults Age 20–29 Who Used Contraception at First and Last Sex, by Religious Tradition²⁹ and Race/Ethnicity^{30, 31}

- ▲ Overall, 65% of sexually active never-married men and women age 20–29 used contraception the first and last time they had sex.
- ▲ This varied widely by religious tradition—from 39% to 79% among the denominational groups reflected below.



28. The intent of these results is not to imply a causal relationship between religiosity and behaviors related to sexual activity and relationships; rather to show the extent to which these behaviors play a role in the lives of young adults across religious affiliation and practice.

29. Breakouts for religious tradition focus on the categories of major religious/secular traditions that Wilcox has highlighted in his work and that could be observed in sufficiently large numbers across multiple data sets.

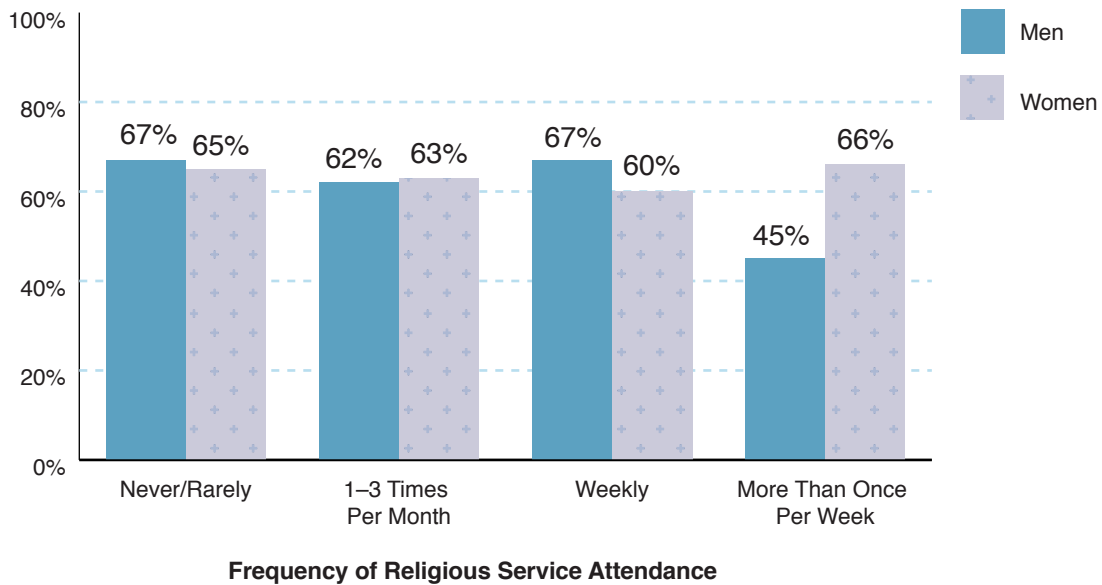
30. Note: Due to small sample sizes, results are not presented for some of the religious traditions.

31. Source: Special Tabulations of the *National Survey of Family Growth, 2002*. National Center for Health Statistics. As presented in: Wilcox, W.B. (2008). *Religion, Sex, Childbearing, and Marriage: Associations among Various Demographic Groups*. University of Virginia, Department of Sociology. (Not Published).

Percent of Sexually Active Never-Married Young Adults Age 20–29 Who Used Contraception at First and Last Sex, by Religious Tradition, Gender, and Race/Ethnicity			
	Men	Women	Total
Catholic			
Hispanic	47%	39%	43%
Black	–	–	–
White	71%	72%	71%
Protestant			
Hispanic	–	–	39%
Black	60%	56%	59%
White Mainline	79%	79%	79%
White Conservative	72%	70%	71%
Secular			
Hispanic	58%	55%	57%
Black	60%	52%	57%
White	72%	72%	72%
Other Religions	64%	67%	65%
Total	66%	64%	65%

J-3.2 Percent of Sexually Active Never-Married Young Adults Age 20–29 Who Used Contraception at First and Last Sex, by Religious Service Attendance and Gender³²

- ▲ Contraceptive use at first and last sex among sexually active never-married young adults age 20–29 was fairly similar by religious attendance.
- ▲ Sixty-five percent of sexually active never-married women age 20–29 and 67% of sexually active never-married men age 20–29 who never or rarely attend religious services used contraception the first and last time they had sex.
- ▲ Among those who attend religious services more than once a week, 45% of sexually active never-married men and 66% of sexually active never-married women used contraception the first and last time they had sex.



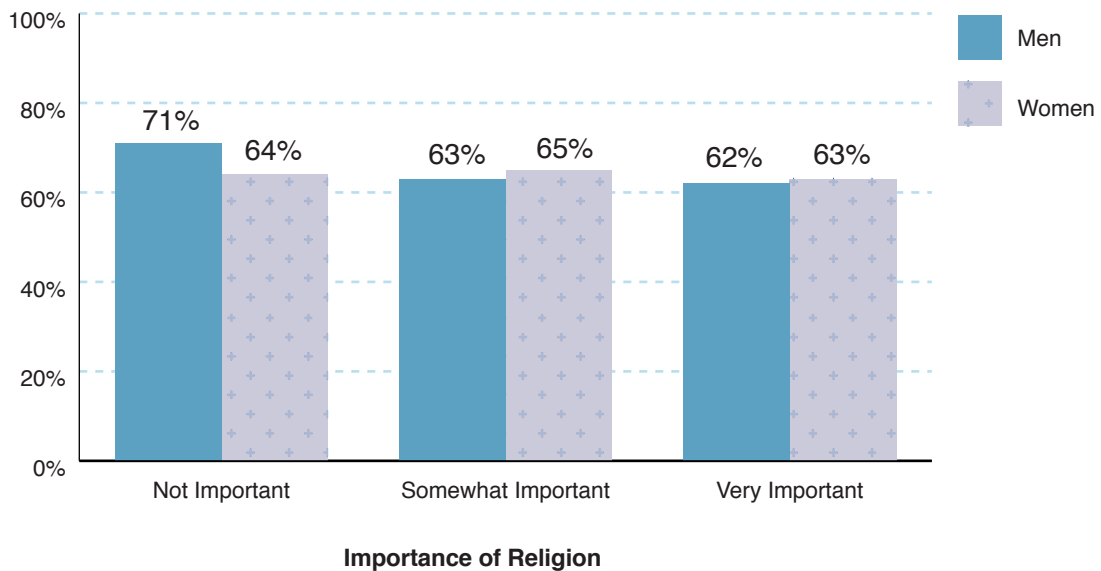
Percent of Sexually Active Never-Married Young Adults Age 20–29 Who Used Contraception at First and Last Sex, by Religious Service Attendance and Gender				
	Never/Rarely	1–3 Times Per Month	Almost Weekly or Weekly	More Than Once Per Week
Men				
White	74%	66%	–	–
Black	54%	57%	62%	–
Hispanic	50%	55%	–	–
Total ³³	67%	62%	67%	45%
Women				
White	70%	80%	85%	–
Black	55%	54%	50%	66%
Hispanic	53%	22%	30%	–
Total	65%	63%	60%	66%

32. Source: Special Tabulations of the *National Survey of Family Growth, 2002*. National Center for Health Statistics. As presented in: Wilcox, W.B. (2008). Religion, Sex, Childbearing, and Marriage: Associations among Various Demographic Groups. University of Virginia, Department of Sociology. (Not Published).

33. Note that the total includes young adults from other races/ethnicities (not shown).

J-3.3 Percent of Sexually Active Never-Married Young Adults Age 20–29 Who Used Contraception at First and Last Sex, by Importance of Religion, Gender, and Race/Ethnicity³⁴

- ▲ Overall, the percentage of sexually active never-married young adults age 20–29 who used contraception the first and last time they had sex is not very different between those who state that religion is very important and those who state that religion is not important.
- ▲ Among sexually active never-married men, the percentage who report using contraception the first and last time they had sex varied between 62% and 71% depending on whether men reported that religion was not important, somewhat important, or very important.
- ▲ Among sexually active never-married women, the percentage who said they used contraception the first and last they had sex was nearly the same regardless of religious salience, varying between 63% and 65%.
- ▲ There were more notable differences within some racial/ethnic groups. For example, among sexually active never-married Hispanic women, the percentage who used contraception at first and last sex ranged from 33% of those who said religion is very important to 54% of those who said religion is not important.



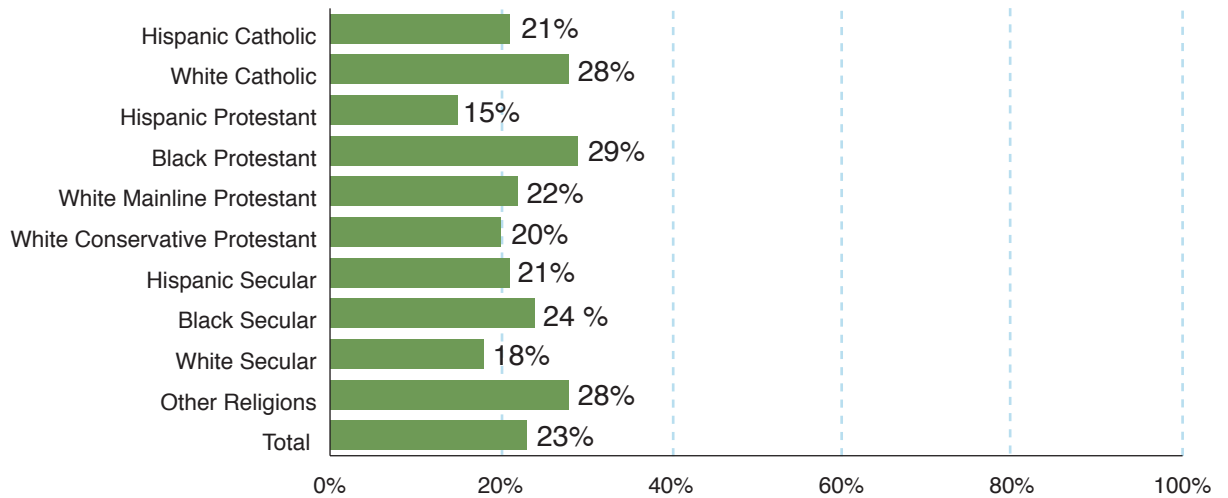
34. Source: Special Tabulations of the *National Survey of Family Growth, 2002*. National Center for Health Statistics. As presented in: Wilcox, W.B. (2008). Religion, Sex, Childbearing, and Marriage: Associations among Various Demographic Groups. University of Virginia, Department of Sociology. (Not Published).

Percent of Sexually Active Never-Married Young Adults Age 20–29 Who Used Contraception at First and Last Sex, by Importance of Religion, Gender, and Race/Ethnicity			
	Not Important	Somewhat Important	Very Important
Men			
White	76%	72%	73%
Black	57%	50%	56%
Hispanic	59%	40%	48%
Total ³⁵	71%	63%	62%
Women			
White	69%	75%	76%
Black	50%	47%	60%
Hispanic	54%	41%	33%
Total	64%	65%	63%

35. Note that the total includes young adults from other races/ethnicities (not shown).

J-3.4 Percent of Sexually Active Never-Married Young Adults Age 20–29 Who Used a Condom Consistently³⁶ in the Past Year, by Religious Tradition³⁷ and Race/Ethnicity^{38, 39}

- ▲ Less than one-quarter (23%) of sexually active never-married young adults used a condom consistently in the past year.
- ▲ While this varied across the denominational groups examined below, from a low of 15% to a high of 29%, it is worth noting that it was below 30% for all groups.



Percent of Sexually Active Never-Married Young Adults Age 20–29 Who Used a Condom Consistently in the Past Year, by Religious Tradition and Race/Ethnicity	
Catholic	
Hispanic	21%
Black	–
White	28%
Protestant	
Hispanic	15%
Black	29%
White Mainline	22%
White Conservative	20%
Secular	
Hispanic	21%
Black	24%
White	18%
Other Religions	28%
Total	23%

36. Note that consistent use is defined as using a condom every time the respondent had sex.

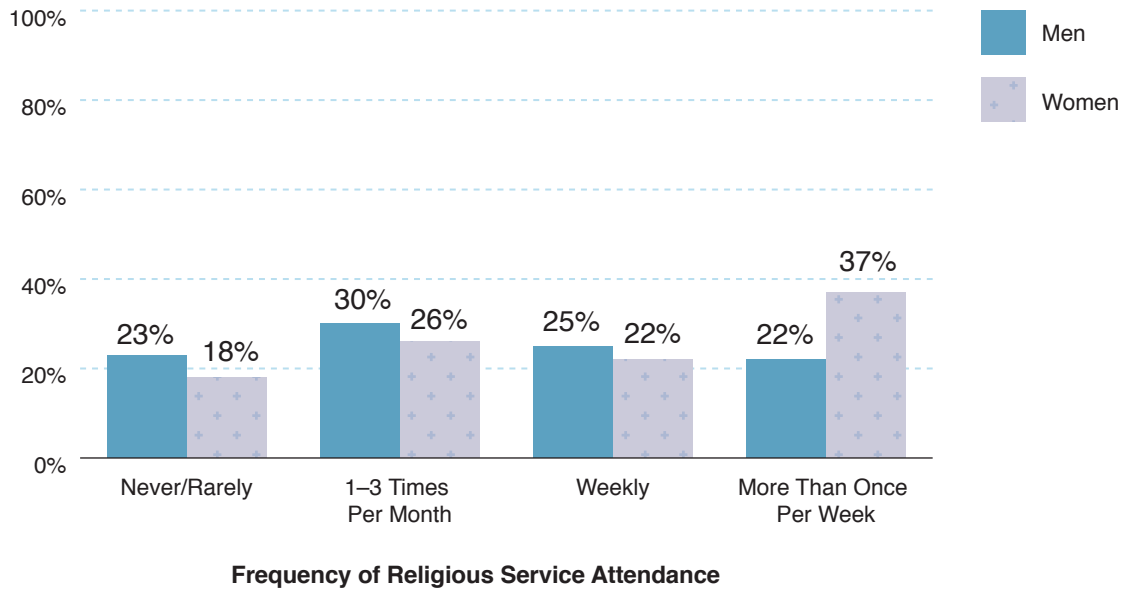
37. Breakouts for religious tradition focus on the categories of major religious/secular traditions that Wilcox has highlighted in his work and that could be observed in sufficiently large numbers across multiple data sets.

38. Note: Due to small sample sizes, results are not presented for some of the religious traditions.

39. Source: Special Tabulations of the *National Survey of Family Growth, 2002*. National Center for Health Statistics. As presented in: Wilcox, W.B. (2008). Religion, Sex, Childbearing, and Marriage: Associations among Various Demographic Groups. University of Virginia, Department of Sociology. (Not Published).

J-3.5 Percent of Sexually Active Never-Married Young Adults Age 20–29 Who Used a Condom Consistently⁴⁰ in the Past Year, by Religious Service Attendance and Gender^{41, 42}

- ▲ Overall, consistent condom use is quite low for all sexually active never-married young adults age 20–29, regardless of their attendance at religious services.
- ▲ This was generally true for both men and women and across racial/ethnic subgroups.



Percent of Sexually Active Never-Married Young Adults Age 20–29 Who Used a Condom Consistently in the Past Year, by Religious Service Attendance and Gender				
	Never/Rarely	1–3 Times Per Month	Almost Weekly or Weekly	More Than Once Per Week
Men				
White	23%	30%	–	–
Black	26%	36%	48%	–
Hispanic	21%	21%	–	–
Total ⁴³	23%	30%	25%	22%
Women				
White	19%	28%	17%	45%
Black	20%	21%	30%	–
Hispanic	13%	36%	15%	–
Total	18%	26%	22%	37%

40. Note that consistent use is defined as using a condom every time the respondent had sex.

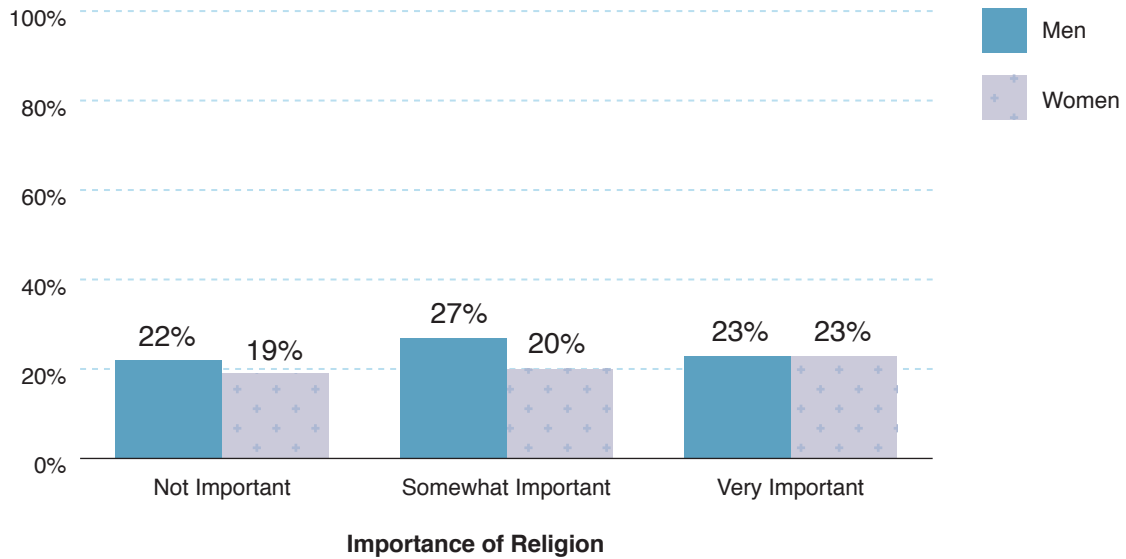
41. Note that results were not available on the percentage of sexually active never-married young adults age 20–29 who used a condom consistently in the past year by religious tradition.

42. Source: Special Tabulations of the *National Survey of Family Growth, 2002*. National Center for Health Statistics. As presented in: Wilcox, W.B. (2008). Religion, Sex, Childbearing, and Marriage: Associations among Various Demographic Groups. University of Virginia, Department of Sociology. (Not Published).

43. Note that the total includes young adults from other races/ethnicities (not shown).

J-3.6 Percent of Sexually Active Never-Married Young Adults Age 20–29 Who Used a Condom Consistently in the Past Year, by Importance of Religion, Gender, and Race/Ethnicity⁴⁴

- ▲ Analyses did not show a relationship between religious salience and consistent condom use among sexually active never-married young adults age 20–29.
- ▲ Twenty-three percent of sexually active never-married men and women who report that religion is very important used a condom consistently in the past year compared to 22% of sexually active never-married men and 19% of sexually active never-married women who report that religion is not important.



Percent of Sexually Active Never-Married Young Adults Age 20–29 Who Used a Condom Consistently in the Past Year, by Importance of Religion, Gender, and Race/Ethnicity			
	Not Important	Somewhat Important	Very Important
Men			
White	23%	26%	19%
Black	29%	28%	34%
Hispanic	18%	25%	21%
Total ⁴⁵	22%	27%	23%
Women			
White	19%	20%	29%
Black	18%	18%	26%
Hispanic	23%	20%	12%
Total	19%	20%	23%

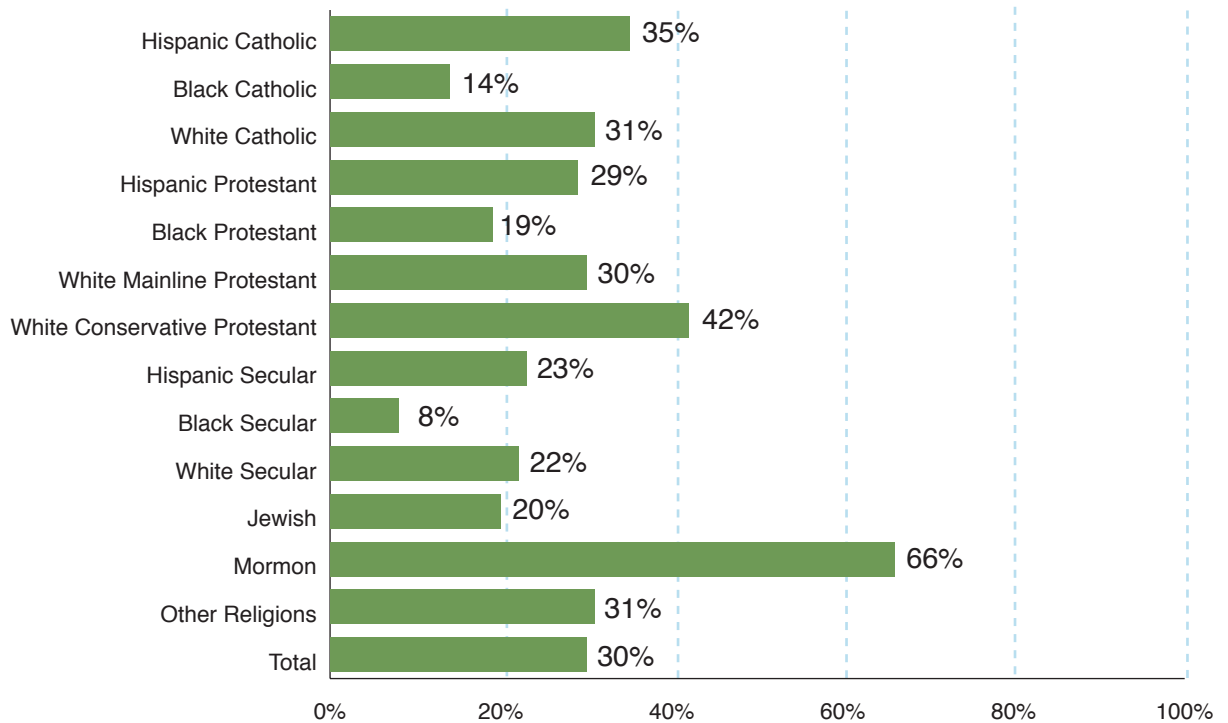
44. Source: Special Tabulations of the *National Survey of Family Growth, 2002*. National Center for Health Statistics. As presented in: Wilcox, W.B. (2008). Religion, Sex, Childbearing, and Marriage: Associations among Various Demographic Groups. University of Virginia, Department of Sociology. (Not Published).

45. Note that the total includes young adults from other races/ethnicities (not shown).

J-4 Religion and Relationship Status⁴⁶

J-4.1 Percent of Young Adults Age 20–29 Who Are Currently Married, by Religious Tradition⁴⁷ and Race/Ethnicity⁴⁸

- ▲ Overall, three out of 10 (30%) young adults age 20–29 are married. As would be expected, this varies by religious tradition.
- ▲ Mormon young adults, white conservative Protestant young adults, and Hispanic Catholic young adults are more likely to be married compared to other traditions. These associations remain after controlling for a range of sociodemographic factors.



46. The intent of these results is not to imply a causal relationship between religiosity and behaviors related to sexual activity and relationships; rather to show the extent to which these behaviors play a role in the lives of young adults across religious affiliation and practice.

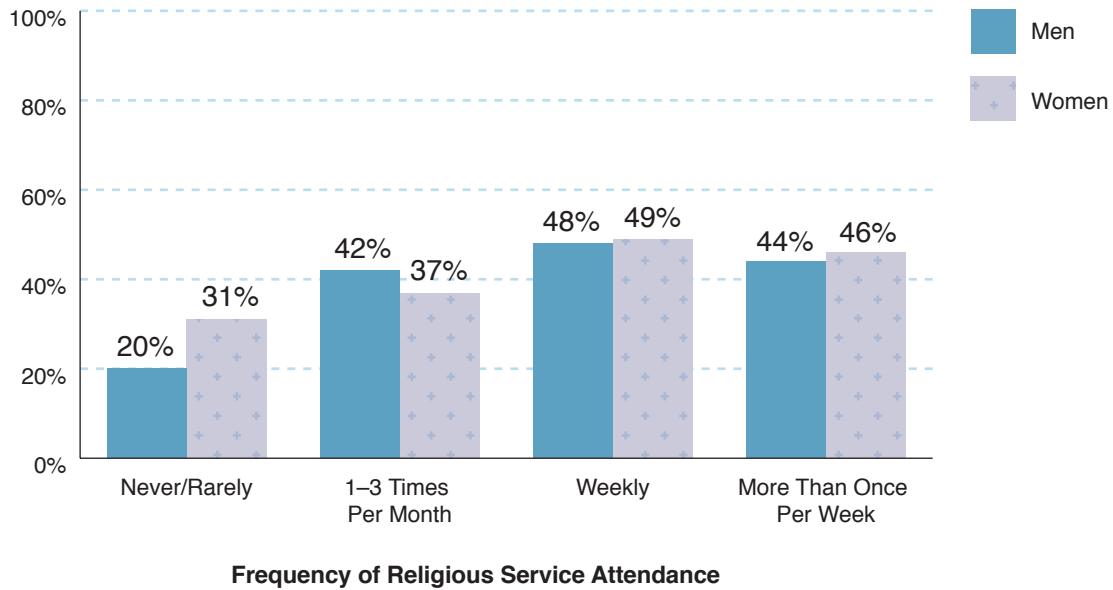
47. Breakouts for religious tradition focus on the categories of major religious/secular traditions that Wilcox has highlighted in his work and that could be observed in sufficiently large numbers across multiple data sets.

48. Source: Special Tabulations of the *General Social Surveys, 2000–2006*. National Opinion Research Center. As presented in: Wilcox, W.B. (2008). *Religion, Sex, Childbearing, and Marriage: Associations among Various Demographic Groups*. University of Virginia, Department of Sociology. (Not Published).

Percent of Young Adults age 20–29 Who Are Currently Married, by Religious Tradition and Race/Ethnicity	
Catholic	
Hispanic	35%
Black	14%
White	31%
Protestant	
Hispanic	29%
Black	19%
White Mainline	30%
White Conservative	42%
Secular	
Hispanic	23%
Black	8%
White	22%
Mormon	66%
Jewish	20%
Other Religions	31%
Total	30%

J-4.2 Percent of Young Adults Age 20–29 Who Are Currently Married, by Religious Service Attendance, Gender, and Race/Ethnicity⁴⁹

- ▲ Religious service attendance is a strong predictor of marital status among young adults age 20–29, especially among men.
- ▲ Twenty percent of men age 20–29 who rarely or never attend religious services are married. By contrast, 44% of men who attend services more than once a week are married.
- ▲ Three out of ten (31%) women age 20–29 who rarely or never attend religious services are married compared to 46% of women who attend services more than once a week.



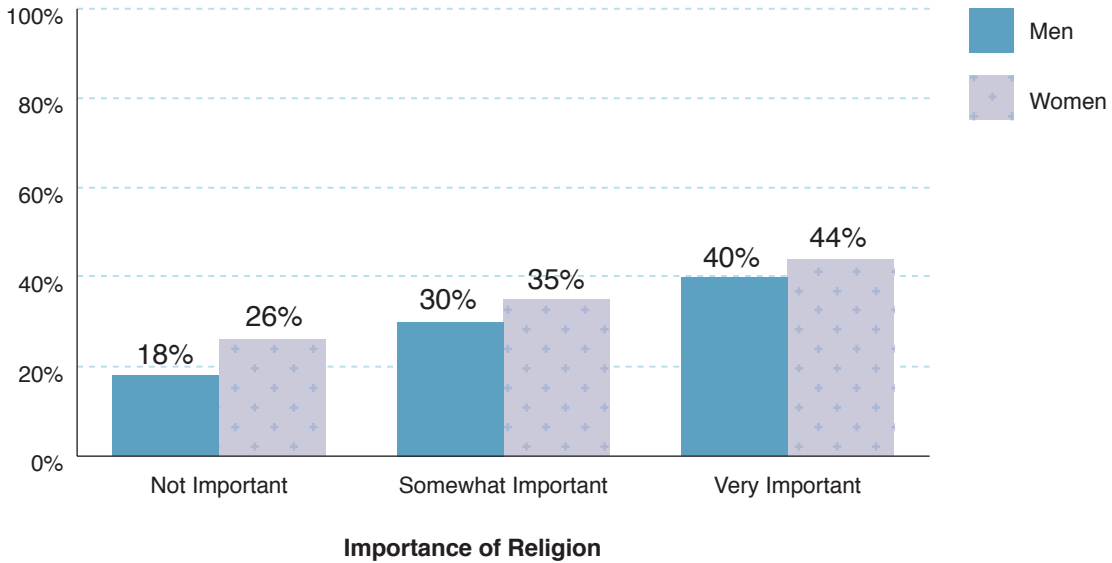
Percent of Young Adults Age 20–29 Who Are Currently Married, by Religious Service Attendance, Gender, and Race/Ethnicity				
	Never/Rarely	1–3 Times Per Month	Almost Weekly or Weekly	More Than Once Per Week
Men				
White	21%	44%	59%	48%
Black	9%	33%	20%	43%
Hispanic	22%	47%	53%	32%
Total ⁵⁰	20%	42%	48%	44%
Women				
White	31%	39%	58%	56%
Black	15%	24%	20%	33%
Hispanic	36%	45%	49%	42%
Total	31%	37%	49%	46%

49. Source: Special Tabulations of the *National Survey of Family Growth, 2002*. National Center for Health Statistics. As presented in: Wilcox, W.B. (2008). Religion, Sex, Childbearing, and Marriage: Associations among Various Demographic Groups. University of Virginia, Department of Sociology. (Not Published).

50. Note that the total includes young adults from other races/ethnicities (not shown).

J-4.3 Percent of Young Adults Age 20–29 Who Are Currently Married, by Importance of Religion, Gender, and Race/Ethnicity⁵¹

- ▲ Religious salience is also a strong predictor of marital status among young adults age 20–29, especially among men.
- ▲ In fact, more than twice as many men who report that religion is very important are married compared to men who report that religion is not important. Twenty-six percent of women age 20–29 who state that religion is not important are currently married compared to 44% of similarly aged women who state that religion is very important.



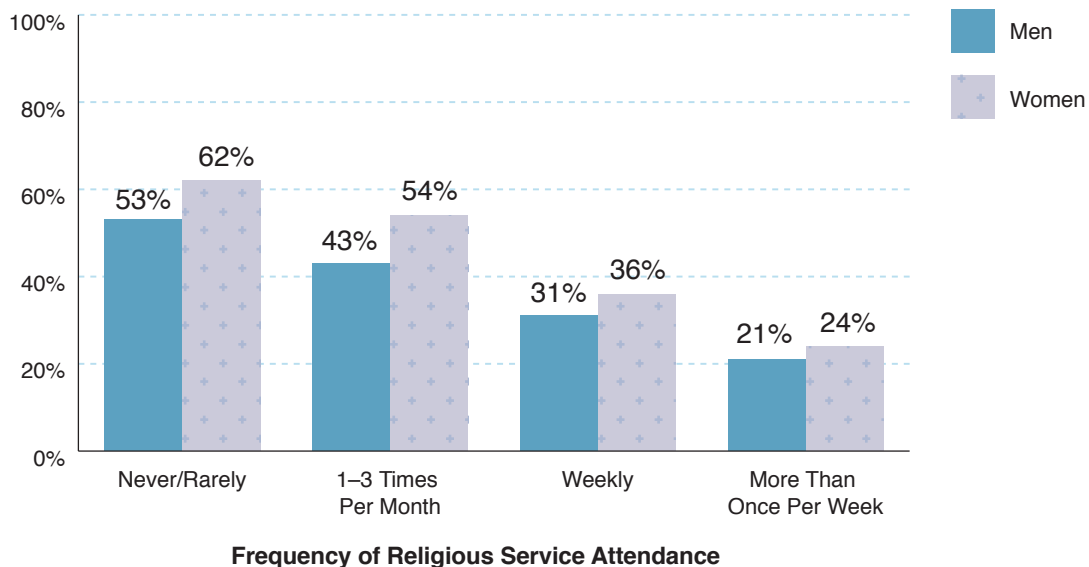
Percent of Young Adults Age 20–29 Who Are Currently Married, by Importance of Religion, Gender, and Race/Ethnicity			
	Not Important	Somewhat Important	Very Important
Men			
White	19%	31%	48%
Black	9%	10%	25%
Hispanic	20%	34%	41%
Total ⁵²	18%	30%	40%
Women			
White	25%	36%	51%
Black	18%	13%	24%
Hispanic	28%	38%	47%
Total	26%	35%	44%

51. Source: Special Tabulations of the *National Survey of Family Growth, 2002*. National Center for Health Statistics. As presented in: Wilcox, W.B. (2008). Religion, Sex, Childbearing, and Marriage: Associations among Various Demographic Groups. University of Virginia, Department of Sociology. (Not Published).

52. Note that the total includes young adults from other races/ethnicities (not shown).

J-4.4 Percent of Young Adults Age 20–29 Who Have Ever Cohabited, by Religious Service Attendance and Gender^{53, 54}

- ▲ The proportion of young adults age 20–29 who have ever cohabited tends to be higher for those whose attendance of religious services is lower.
 - Fifty-three percent of men age 20–29 who rarely or never attend religious services have ever cohabited compared to 21% of men who attend services more than once a week.
 - Sixty-two percent of women age 20–29 who rarely or never attend religious services have ever cohabited compared to 24% of women who attend more than once a week.
- ▲ Nonetheless, cohabitation among young men and women was fairly prevalent, approaching or exceeding one-third in every group except those who attend religious services more than once per week.



Percent of Young Adults Age 20–29 Who Have Ever Cohabited, by Religious Service Attendance and Gender				
	Never/Rarely	1–3 Times Per Month	Almost Weekly or Weekly	More Than Once Per Week
Men				
White	54%	43%	19%	15%
Black	54%	45%	47%	–
Hispanic	53%	56%	41%	–
Total ⁵⁵	53%	43%	31%	21%
Women				
White	64%	48%	30%	14%
Black	58%	63%	47%	44%
Hispanic	58%	63%	47%	34%
Total	62%	54%	36%	24%

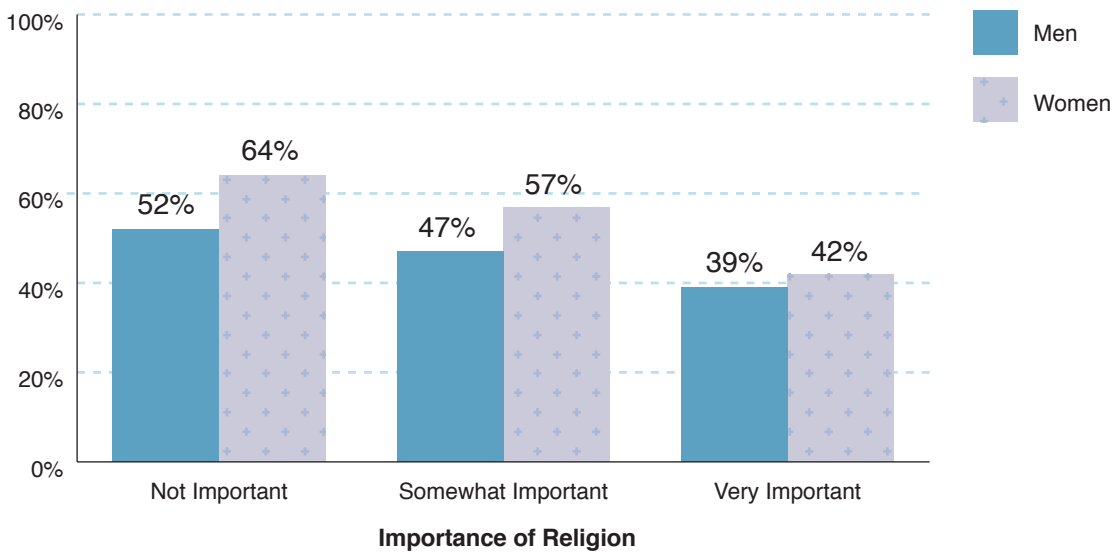
53. Note that results are not available on the percentage of young adults age 20–29 who have ever cohabited by religious tradition.

54. Source: Special Tabulations of the *National Survey of Family Growth, 2002*. National Center for Health Statistics. As presented in: Wilcox, W.B. (2008). Religion, Sex, Childbearing, and Marriage: Associations among Various Demographic Groups. University of Virginia, Department of Sociology. (Not Published).

55. Note that the total includes young adults from other races/ethnicities (not shown).

J-4.5 Percent of Young Adults Age 20–29 Who Have Ever Cohabited by Importance of Religion, Gender, and Race/Ethnicity⁵⁶

- ▲ Religious salience was also a predictor of having cohabited, particularly among women.
- ▲ This pattern was stronger among white young adults compared to black and Hispanic young adults. For example:
 - Among white young men, the percentage who had ever cohabited ranged from 28% of those who said religion was very important to 53% of those who said religion was not important.
 - Among black young men, the range was much narrower, with 50% of those who said religion was very important having ever cohabited compared to 52% of those who said religion was not important.
 - Among Hispanic young men, the percentage who had ever cohabited was 52% and 60% among those who said religion was very important and not important, respectively.



Percent of Young Adults Age 20–29 Who Have Ever Cohabited by Importance of Religion, Gender, and Race/Ethnicity			
	Not Important	Somewhat Important	Very Important
Men			
White	53%	51%	28%
Black	52%	46%	50%
Hispanic	60%	44%	52%
Total ⁵⁷	52%	47%	39%
Women			
White	64%	58%	37%
Black	63%	67%	46%
Hispanic	65%	50%	53%
Total	64%	57%	42%

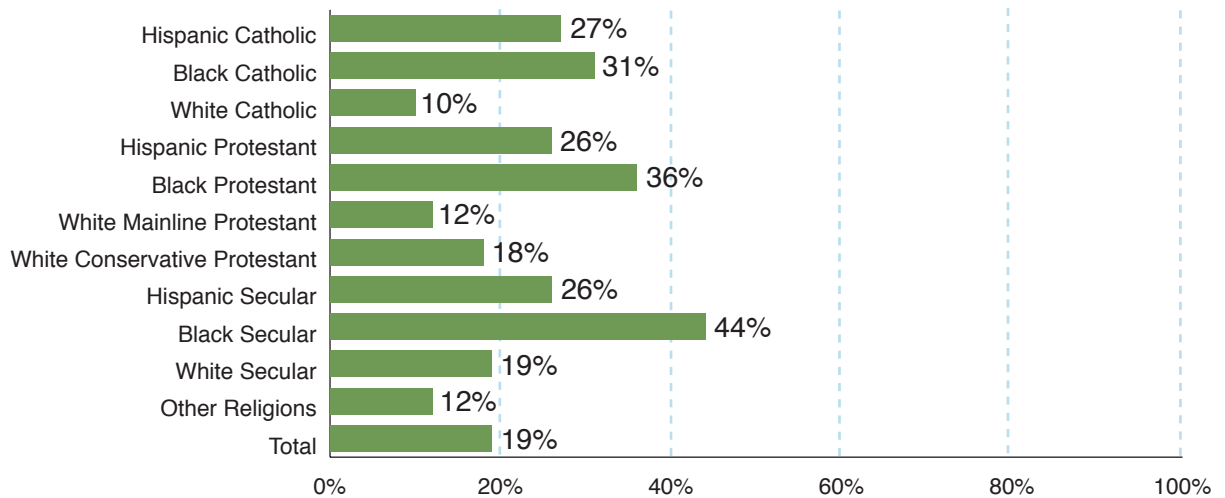
56. Source: Special Tabulations of the *National Survey of Family Growth, 2002*. National Center for Health Statistics. As presented in: Wilcox, W.B. (2008). *Religion, Sex, Childbearing, and Marriage: Associations among Various Demographic Groups*. University of Virginia, Department of Sociology. (Not Published).

57. Note that the total includes young adults from other races/ethnicities (not shown).

J-5 Religion and Childbearing⁵⁸

J-5.1 Percent of Women Age 20-29 with a Nonmarital Birth in Their Twenties, by Religious Tradition⁵⁹ and Race/Ethnicity⁶⁰

- ▲ Nearly one out of five (19%) women age 20–29 had a nonmarital birth in her twenties. While it varies considerably across the denominational groups presented below, it is notable for nearly every group.
- ▲ Black women age 20–29, regardless of religious tradition, are more likely than other women age 20–29 to have had a nonmarital birth.⁶¹
 - Thirty-six percent of black Protestant women, 31% of black Catholic women, and 44% of black secular women have had a nonmarital birth in their twenties.



58. The intent of these results is not to imply a causal relationship between religiosity and behaviors related to sexual activity and relationships; rather to show the extent to which these behaviors play a role in the lives of young adults across religious affiliation and practice.

59. Breakouts for religious tradition focus on the categories of major religious/secular traditions that Wilcox has highlighted in his work and that could be observed in sufficiently large numbers across multiple data sets.

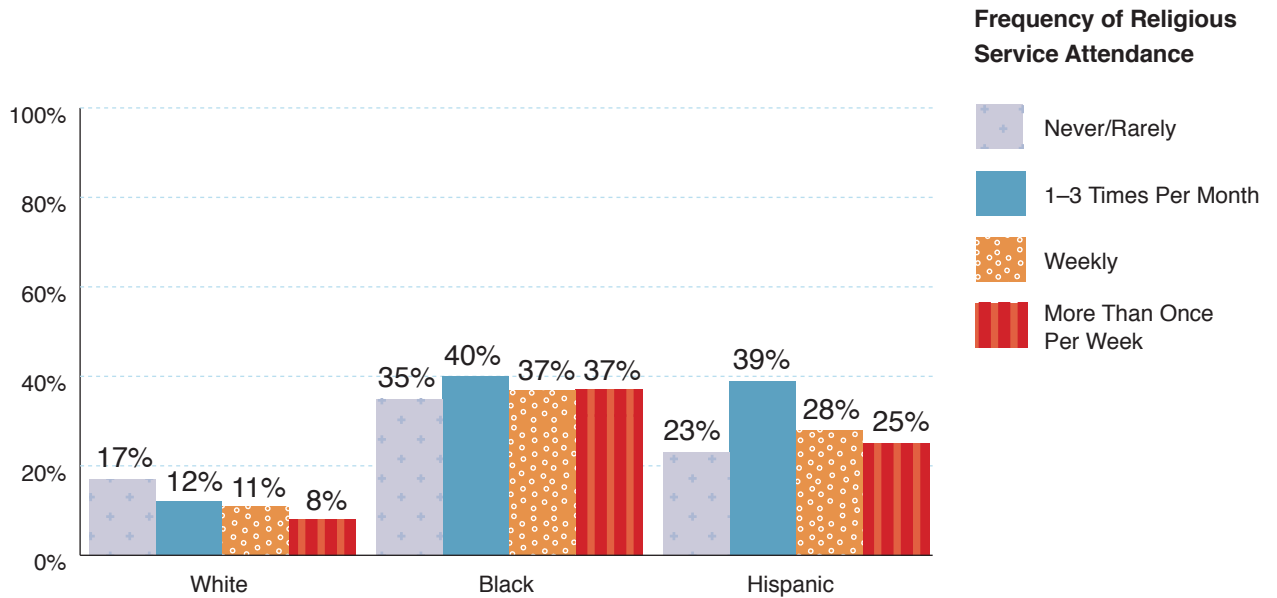
60. Source: Special Tabulations of the *National Survey of Family Growth, 2002*. National Center for Health Statistics. As presented in: Wilcox, W.B. (2008). Religion, Sex, Childbearing, and Marriage: Associations among Various Demographic Groups. University of Virginia, Department of Sociology. (Not Published).

61. After standard controls for age, education, region, and family background.

Percent of Women Age 20–29 with a Nonmarital Birth in Their Twenties, by Religious Tradition and Race/Ethnicity	
Catholic	
Hispanic	27%
Black	31%
White	10%
Protestant	
Hispanic	26%
Black	36%
White Mainline	12%
White Conservative	18%
Secular	
Hispanic	26%
Black	44%
White	19%
Other Religions	12%
Total	19%

J-5.2 Percent of Women Age 20–29 with a Nonmarital Birth in Their Twenties, by Religious Service Attendance and Race/Ethnicity⁶²

- ▲ Overall, religious service attendance is not associated with nonmarital childbearing among women age 20–29.
- ▲ However, religious service attendance is linked to lower levels of nonmarital childbearing among white women age 20–29. Seventeen percent of white women who never or rarely attend services had a nonmarital birth in their twenties compared to 8% of white women who attend services more than once a week.
- ▲ Nonmarital childbearing was comparatively high for black and Hispanic women age 20–29 regardless of religious service attendance. Specifically, 35% of black women and 23% of Hispanic women who never or rarely attend religious services had a nonmarital birth in their twenties compared to 37% of black women and 25% of Hispanic women who attend services more than once a week.

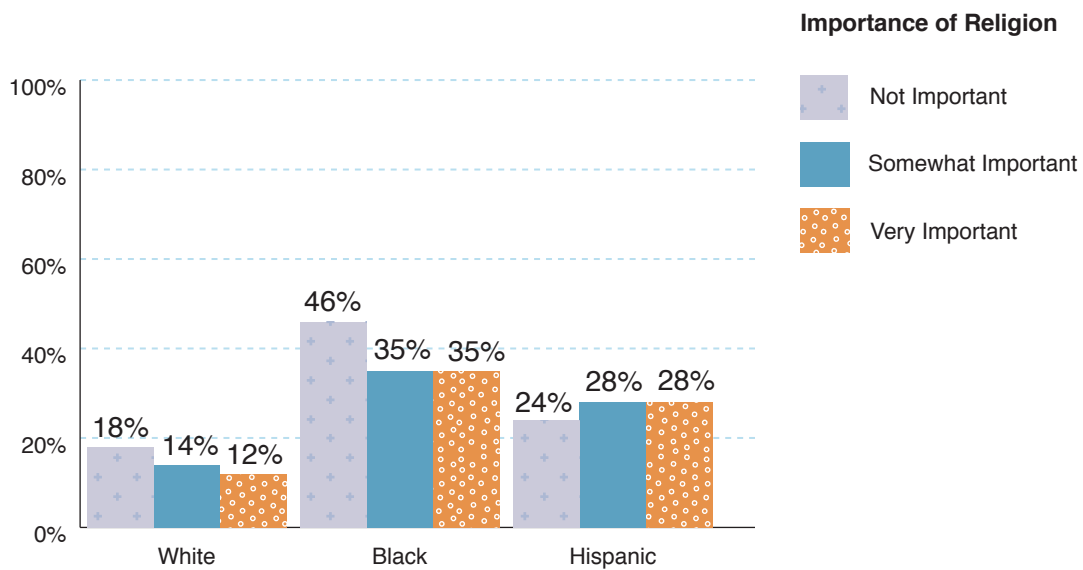


Percent of Women Age 20–29 with a Nonmarital Birth in Their Twenties, by Religious Service Attendance and Race/Ethnicity				
	White	Black	Hispanic	Total
Never/Rarely	17%	35%	23%	19%
1–3 Times Per Month	12%	40%	39%	23%
Weekly	11%	37%	28%	18%
More Than Once Per Week	8%	37%	25%	18%

62. Source: Special Tabulations of the *National Survey of Family Growth, 2002*. National Center for Health Statistics. As presented in: Wilcox, W.B. (2008). Religion, Sex, Childbearing, and Marriage: Associations among Various Demographic Groups. University of Virginia, Department of Sociology. (Not Published).

J-5.3 Percent of Women Age 20–29 with a Nonmarital Birth in Their Twenties, by Importance of Religion and Race/Ethnicity⁶³

- ▲ Religious salience is not linked to lower levels of nonmarital childbearing among women age 20–29 overall, or among black women or Hispanic women. Religious salience is linked to lower levels of nonmarital childbearing among white women.
- ▲ Eighteen percent of white women who state that religion is not important had a nonmarital birth compared to 12% of white women who state that religion is very important.
- ▲ By contrast, 46% of black women and 24% of Hispanic women who state that religion is not important had a nonmarital birth compared to 35% of black women and 28% of Hispanic women who state that religion is very important.

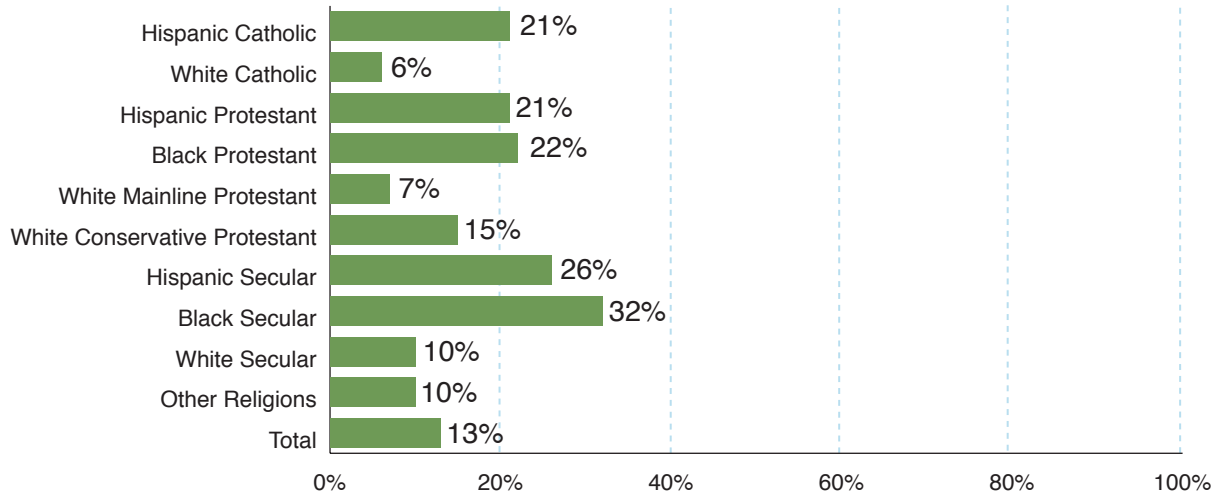


Percent of Women Age 20–29 with a Nonmarital Birth in their Twenties, by Importance of Religion and Race/Ethnicity				
	White	Black	Hispanic	Total
Not Important	18%	46%	24%	21%
Somewhat Important	14%	35%	28%	18%
Very Important	12%	35%	28%	20%

63. Source: Special Tabulations of the *National Survey of Family Growth, 2002*. National Center for Health Statistics. As presented in: Wilcox, W.B. (2008). *Religion, Sex, Childbearing, and Marriage: Associations among Various Demographic Groups*. University of Virginia, Department of Sociology. (Not Published).

J-5.4 Percent of Unmarried⁶⁴ Women Age 20–29 with an Unplanned Birth in Their Twenties, by Religious Tradition⁶⁵ and Race/Ethnicity^{66, 67}

- ▲ Overall, 13% of unmarried women age 20–29 had an unplanned birth in their twenties.
- ▲ Twenty-something women who are Hispanic, black, or from secular backgrounds are more likely to have an unplanned birth in their twenties, but these differences are not statistically significant after controlling for sociodemographic factors.



Percent of Unmarried Women Age 20–29 with an Unplanned Birth in Their Twenties, by Religious Tradition and Race/Ethnicity	
Catholic	
Hispanic	21%
Black	–
White	6%
Protestant	
Hispanic	21%
Black	22%
White Mainline	7%
White Conservative	15%
Secular	
Hispanic	26%
Black	32%
White	10%
Other Religions	10%
Total	13%

64. For the purposes of this report, unmarried is defined as women who reported that they were not married to partner at the time of birth. Unplanned births are those births that follow an unplanned pregnancy.

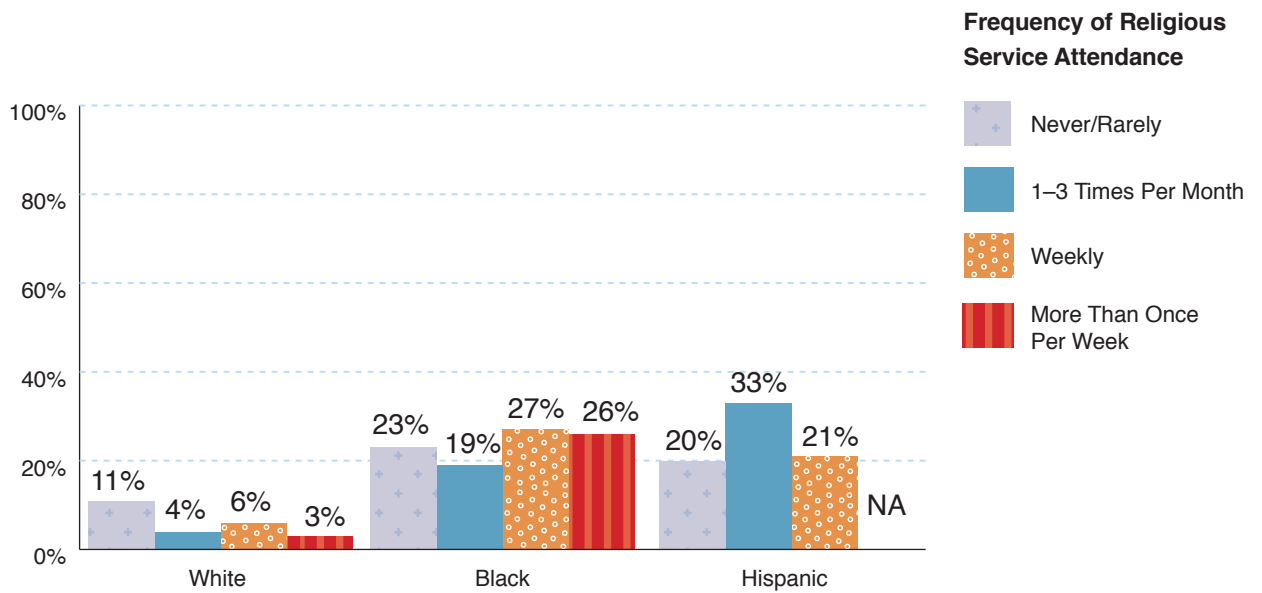
65. Breakouts for religious tradition focus on the categories of major religious/secular traditions that Wilcox has highlighted in his work and that could be observed in sufficiently large numbers across multiple data sets.

66. Source: Special Tabulations of the *National Survey of Family Growth, 2002*. National Center for Health Statistics. As presented in: Wilcox, W.B. (2008). Religion, Sex, Childbearing, and Marriage: Associations among Various Demographic Groups. University of Virginia, Department of Sociology. (Not Published).

67. Due to small sample sizes, results are not presented for some of the religious traditions.

J-5.5 Percent of Unmarried⁶⁸ Women Age 20–29 with an Unplanned Birth in Their Twenties by Religious Service Attendance and Race/Ethnicity^{69, 70}

- ▲ Religious service attendance is associated with lower levels of unplanned childbearing only among unmarried white women age 20–29;— 11% of unmarried white women who never or rarely attend religious services had an unplanned birth in their twenties compared to between 3% and 6% of unmarried white women who attend services more often.
- ▲ Among unmarried black women, 23% who never or rarely attend religious services had an unplanned birth in their twenties, compared to between 19% and 26% among unmarried black women who attended services more often.
- ▲ Twenty percent of unmarried Hispanic women who never or rarely attended religious services had an unplanned birth, while this percent ranged from 21% to 33% among unmarried Hispanic women who attended services more often.



Percent of Unmarried Women Age 20–29 with an Unplanned Birth in Their Twenties by Religious Service Attendance and Race/Ethnicity				
	White	Black	Hispanic	Total
Never/Rarely	11%	23%	20%	14%
1–3 Times Per Month	4%	19%	33%	13%
Weekly	6%	27%	21%	14%
More Than Once Per Week	3%	26%	–	11%

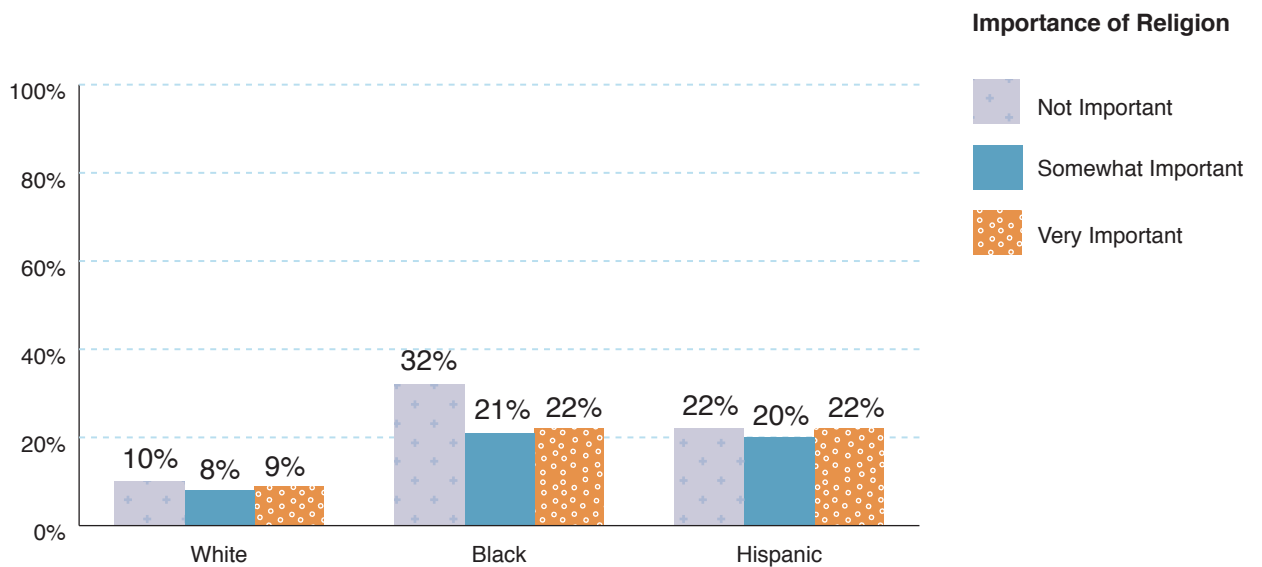
68. For the purposes of this report, unmarried is defined as women who reported that they were not married to partner at the time of birth. Unplanned births are those births that follow an unplanned pregnancy.

69. Source: Special Tabulations of the *National Survey of Family Growth, 2002*. National Center for Health Statistics. As presented in: Wilcox, W.B. (2008). Religion, Sex, Childbearing, and Marriage: Associations among Various Demographic Groups. University of Virginia, Department of Sociology. (Not Published).

70. Due to small sample sizes, results are not presented for Hispanic young adults who attend religious services more than once a week.

J-5.6 Percent of Unmarried⁷¹ Women Age 20–29 with an Unplanned Birth in Their Twenties, by Importance of Religion and Race/Ethnicity⁷²

- ▲ Religious salience among unmarried women age 20–29 is not linked to unplanned childbearing for any racial/ethnic groups. Regardless of religious salience, unmarried white women are less likely than their black or Hispanic peers to report having had an unplanned birth.
- ▲ One out of ten (10%) unmarried white women who report that religion is not important had an unplanned birth in her twenties compared to 32% of unmarried black women and 22% of unmarried Hispanic women.
- ▲ Nine percent of unmarried white women who report that religion is very important had an unplanned birth in their twenties compared to 22% of unmarried Hispanic and unmarried black women.



Percent of Unmarried Women Age 20–29 with an Unplanned Birth in Their Twenties, by Importance of Religion and Race/Ethnicity				
	White	Black	Hispanic	Total
Not Important	10%	32%	22%	14%
Somewhat Important	8%	21%	20%	11%
Very Important	9%	22%	22%	15%

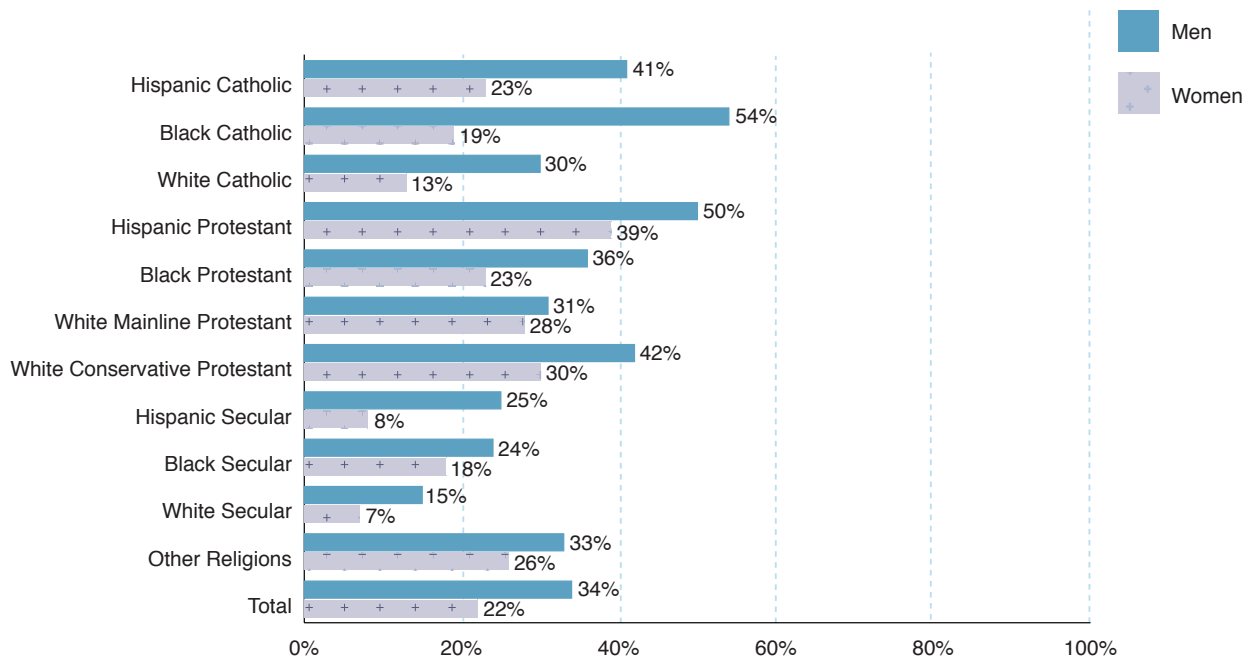
71. For the purposes of this report, unmarried is defined as women who reported that they were not married to partner at the time of birth.

72. Source: Special Tabulations of the *National Survey of Family Growth, 2002*. National Center for Health Statistics. As presented in: Wilcox, W.B. (2008). Religion, Sex, Childbearing, and Marriage: Associations among Various Demographic Groups. University of Virginia, Department of Sociology. (Not Published).

J-6 Religion and Attitudes Toward Sex and Childbearing⁷³

J-6.1 Percent of Young Adults Age 20–29 Who Disagree that It Is OK for an Unmarried Woman to Have a Child, by Religious Tradition,⁷⁴ Gender, and Race/Ethnicity^{75, 76}

- ▲ Attitudes regarding nonmarital childbearing varied by the denominations shown below.
- ▲ Overall, roughly one-third (34%) of men age 20–29 disagree that it is OK for an unmarried woman to have a child compared to 22% of women age 20–29.
- ▲ Across all racial/ethnic subgroups and religious traditions, a greater percentage of men age 20–29 than women age 20–29 believe that an unmarried women should not have a child. Differences by gender were more notable among Catholic young adults.



73. The intent of these results is not to imply a causal relationship between religiosity and behaviors related to sexual activity and relationships; rather to show the extent to which these behaviors play a role in the lives of young adults across religious affiliation and practice.

74. Breakouts for religious tradition focus on the categories of major religious/secular traditions that Wilcox has highlighted in his work and that could be observed in sufficiently large numbers across multiple data sets.

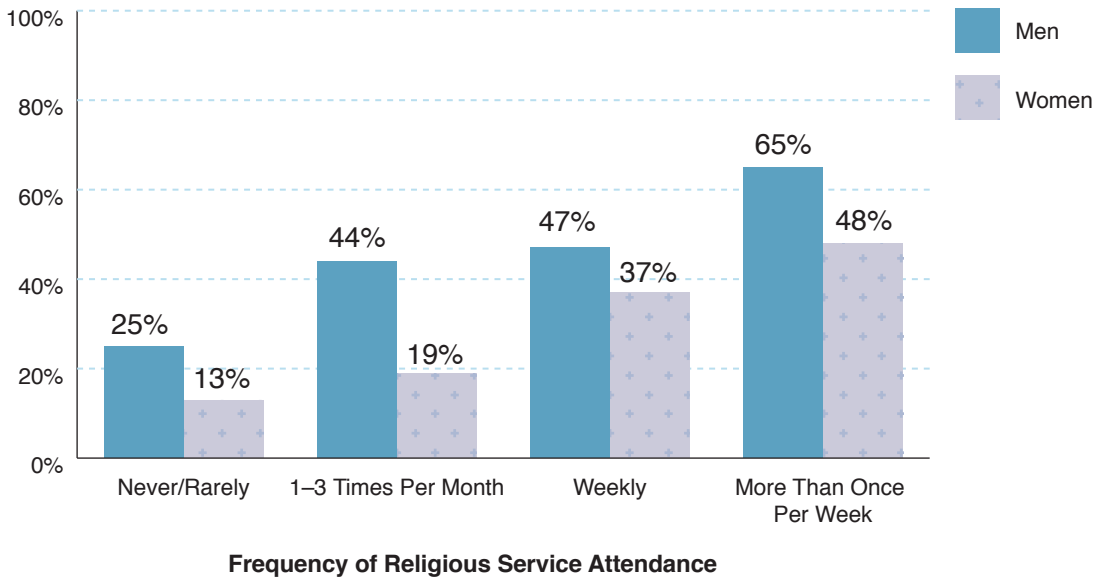
75. Source: Special Tabulations of the *National Survey of Family Growth, 2002*. National Center for Health Statistics. As presented in: Wilcox, W.B. (2008). Religion, Sex, Childbearing, and Marriage: Associations among Various Demographic Groups. University of Virginia, Department of Sociology. (Not Published).

76. Due to small sample sizes, results are not presented for some of the religious traditions.

Percent of Young Adults Age 20–29 Who Disagree that It Is OK for an Unmarried Woman to Have a Child, by Religious Tradition, Gender, and Race/Ethnicity		
	Men	Women
Catholic		
Hispanic	41%	23%
Black	54%	19%
White	30%	13%
Protestant		
Hispanic	50%	39%
Black	36%	23%
White Mainline	31%	28%
White Conservative	42%	30%
Secular		
Hispanic	25%	8%
Black	24%	18%
White	15%	7%
Other Religion	33%	26%
Total	34%	22%

J-6.2 Percent of Young Adults Age 20–29 Who Disagree that It Is OK for an Unmarried Woman to Have a Child, by Religious Service Attendance, Gender, and Race/Ethnicity⁷⁷

- ▲ Overall, increased religious attendance is linked to more traditional views about whether it is “ok” for an unmarried female to have a child for both twenty-something men and twenty-something women.
- ▲ One-quarter of twenty-something men who never or rarely attend religious service disagree that unmarried childbearing is OK compared to nearly half or more who attend weekly or more.



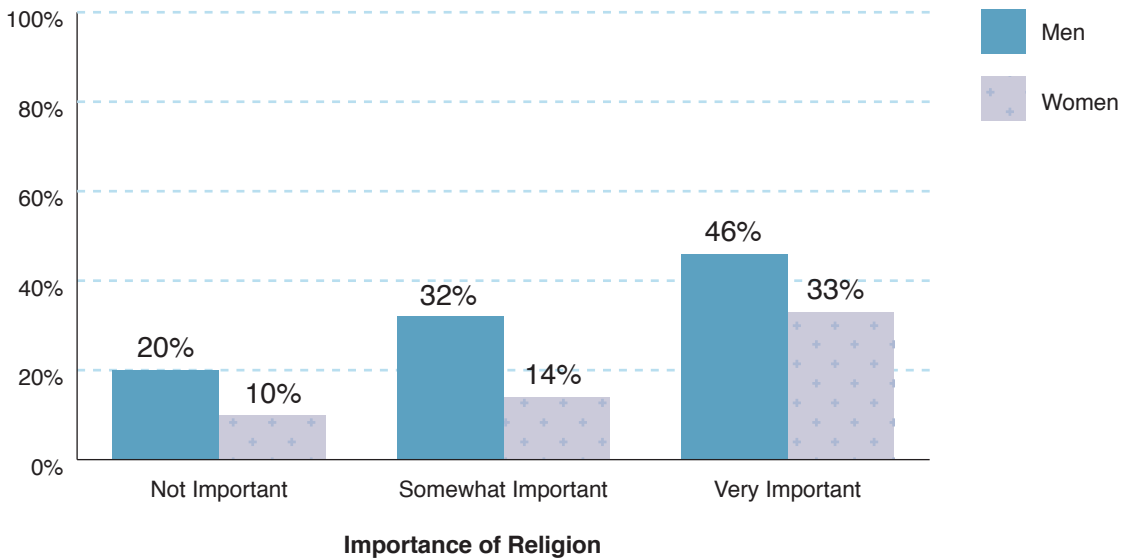
Percent of Young Adults Age 20–29 Who Disagree that It Is OK for an Unmarried Woman to Have a Child, by Religious Service Attendance, Gender, and Race/Ethnicity				
	Never/Rarely	1–3 Times Per Month	Almost Weekly or Weekly	More Than Once Per Week
Men				
White	20%	33%	51%	70%
Black	26%	47%	41%	71%
Hispanic	33%	53%	42%	54%
Total ⁷⁸	25%	44%	47%	65%
Women				
White	10%	17%	41%	65%
Black	14%	22%	31%	38%
Hispanic	18%	21%	29%	49%
Total	13%	19%	37%	48%

77. Source: Special Tabulations of the *National Survey of Family Growth, 2002*. National Center for Health Statistics. As presented in: Wilcox, W.B. (2008). *Religion, Sex, Childbearing, and Marriage: Associations among Various Demographic Groups*. University of Virginia, Department of Sociology. (Not Published).

78. Note that the total includes young adults from other races/ethnicities (not shown).

J-6.3 Percent of Young Adults Age 20–29 Who Disagree that It Is OK for an Unmarried Woman to Have a Child, by Importance of Religion, Gender, and Race/Ethnicity⁷⁹

- ▲ Similar to religious attendance, greater religious salience (as measured by the importance of religion) is associated with lower levels of approval for non-marital childbearing.
- ▲ One in ten women who report that religion is not important disagree that it is OK for an unmarried women to have a child compared to one-third (33%) of women who report that religion is very important. A similar pattern is found among men, but the overall proportion who disagree with the statement is slightly higher than women at all levels of religious salience.



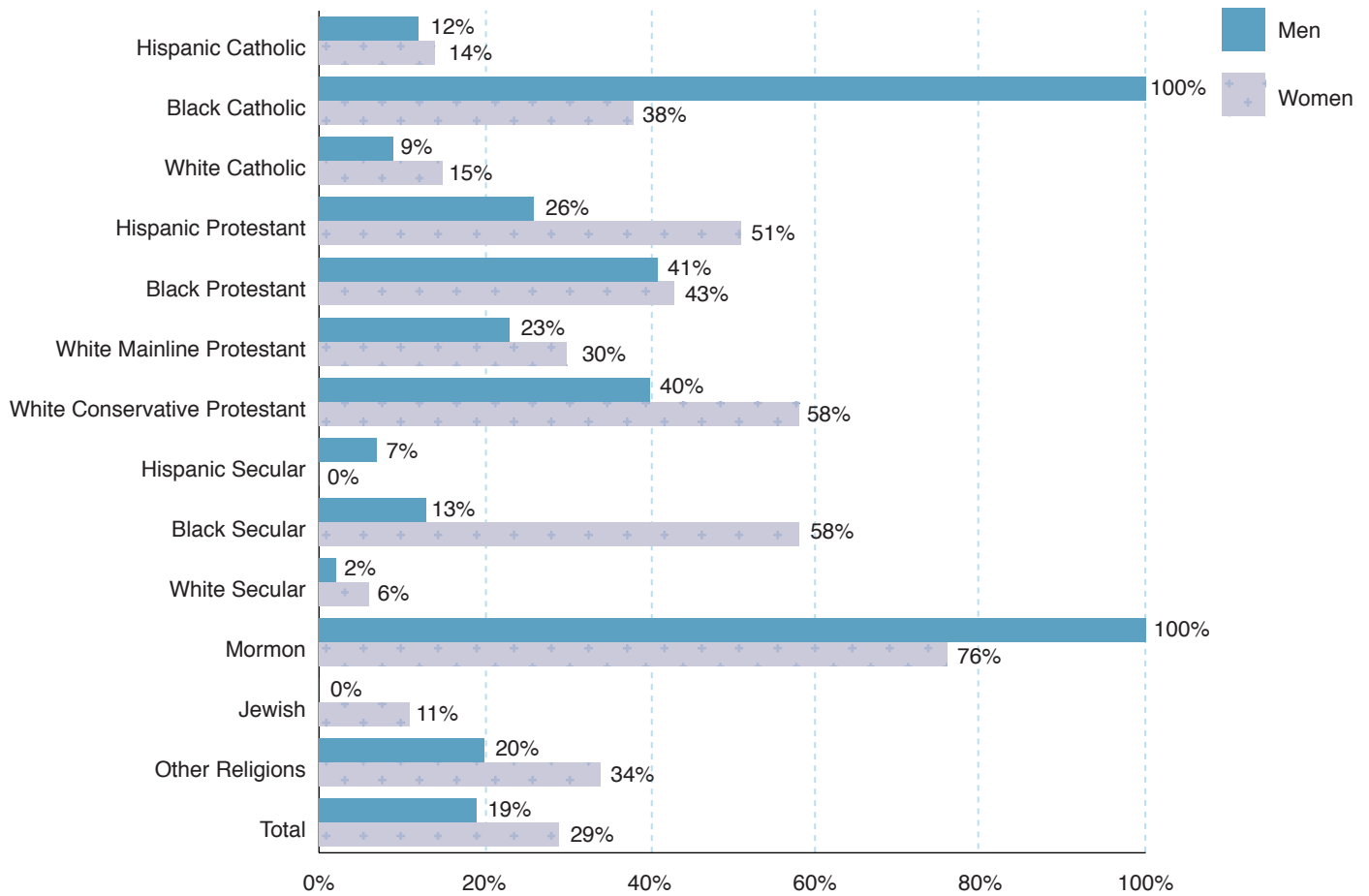
Percent of Young Adults Age 20–29 Who Disagree that It Is OK for an Unmarried Woman to Have a Child, by Importance of Religion, Gender, and Race/Ethnicity			
	Not Important	Somewhat Important	Very Important
Men			
White	17%	28%	45%
Black	22%	34%	42%
Hispanic	24%	37%	51%
Total ⁸⁰	20%	32%	55%
Women			
White	8%	13%	46%
Black	17%	13%	36%
Hispanic	11%	19%	31%
Total	10%	14%	33%

79. Source: Special Tabulations of the *National Survey of Family Growth, 2002*. National Center for Health Statistics. As presented in: Wilcox, W.B. (2008). Religion, Sex, Childbearing, and Marriage: Associations among Various Demographic Groups. University of Virginia, Department of Sociology. (Not Published).

80. Note that the total includes young adults from other races/ethnicities (not shown).

J-6.4 Percent of Young Adults Age 20–29 Who Believe Premarital Sex is Always or Almost Always Wrong, by Religious Tradition,⁸¹ Gender, and Race/Ethnicity⁸²

- ▲ Attitudes regarding premarital sex also varied widely by the denominational groups presented below, ranging from 0% to 100%.
- ▲ The percentage who agree that premarital sex is always or almost always wrong tends to be higher for women than men, across most denominational subgroups.



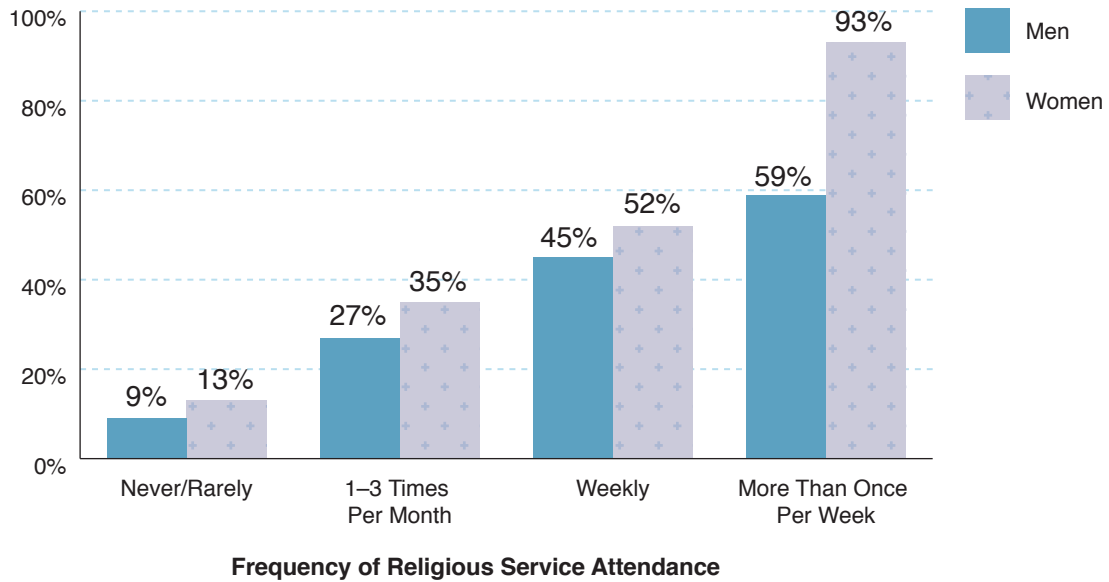
81. Breakouts for religious tradition focus on the categories of major religious/secular traditions that Wilcox has highlighted in his work and that could be observed in sufficiently large numbers across multiple data sets.

82. Source: Special Tabulations of the *General Social Surveys, 2000–2006*. National Opinion Research Center. As presented in: Wilcox, W.B. (2008). *Religion, Sex, Childbearing, and Marriage: Associations among Various Demographic Groups*. University of Virginia, Department of Sociology. (Not Published).

Percent of Young Adults Age 20–29 Who Believe Premarital Sex is Always or Almost Always Wrong, by Religious Tradition, Gender, and Race/Ethnicity		
	Men	Women
Catholic		
Hispanic	12%	14%
Black	100%	38%
White	9%	15%
Protestant		
Hispanic	26%	51%
Black	41%	43%
White Mainline	23%	30%
White Conservative	40%	58%
Secular		
Hispanic	7%	0%
Black	13%	58%
White	2%	6%
Mormon	100%	76%
Jewish	0%	11%
Other Religion	20%	34%
Total	19%	29%

J-6.5 Percent of Young Adults Age 20–29 Who Believe Premarital Sex Is Almost Always Wrong, by Religious Service Attendance and Gender^{83, 84}

- ▲ Religious attendance is linked to more traditional views on premarital sex for all young adults age 20–29. This remains the case after controlling for background characteristics.
- ▲ Among men, the percent who believe premarital sex is wrong rises consistently (from 9% to 59%) as attendance becomes more frequent.
- ▲ Similarly, for women, the percent who believe premarital sex is wrong ranges from 13% of those who never or rarely attend religious services to 93% of those who attend more than weekly.



Percent of Young Adults Age 20–29 Who Believe Premarital Sex Is Almost Always Wrong, by Religious Service Attendance and Gender				
	Never/Rarely	1–3 Times Per Month	Weekly	More than Once per Week
Men				
White	7%	28%	55%	59%
Black	34%	37%	46%	33%
Hispanic	2%	24%	28%	71%
Total ⁸⁵	9%	27%	45%	59%
Women				
White	11%	43%	56%	91%
Black	41%	40%	45%	95%
Hispanic	5%	3%	47%	100%
Total	13%	35%	52%	93%

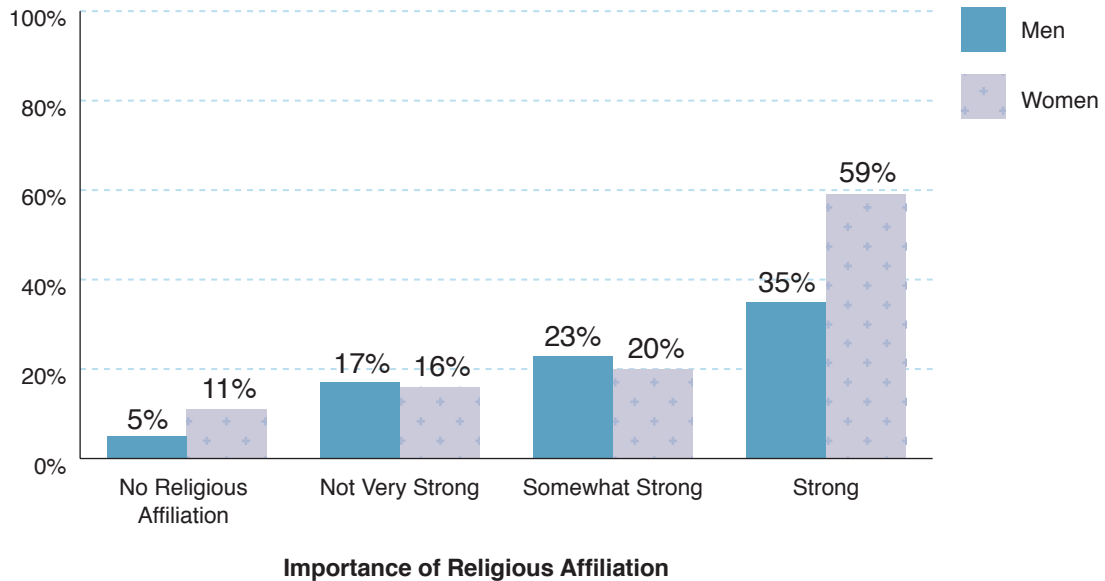
83. Note: Due to sample size limitations in the *General Social Surveys*, “More Than Once Per Week” was not included.

84. Source: Special Tabulations of the *General Social Surveys, 2000–2006*. National Opinion Research Center. As presented in: Wilcox, W.B. (2008). Religion, Sex, Childbearing, and Marriage: Associations among Various Demographic Groups. University of Virginia, Department of Sociology. (Not Published).

85. Note that the total includes young adults from other races/ethnicities (not shown).

J-6.6 Percent of Young Adults Age 20–29 Who Say Premarital Sex Is Almost Always Wrong, by Importance of Religion and Gender⁸⁶

- ▲ Religious salience is linked to more traditional views on premarital sex for all young adults age 20–29, for both young men and women. This association remains after controlling for background characteristics.
- ▲ Five percent of men and 11% of women who report having no religious affiliation believe that premarital sex is almost always wrong compared to 35% of men and 59% of women who report their religious affiliation as strong.



Percent of Young Adults Age 20–29 Who Say Premarital Sex Is Almost Always Wrong, by Importance of Religion and Gender				
	No Religious Affiliation	Not Very Strong	Somewhat Strong	Strong
Men				
White	2%	15%	21%	43%
Black	11%	48%	78%	27%
Hispanic	7%	11%	12%	22%
Total ⁸⁷	5%	17%	23%	35%
Women				
White	6%	16%	28%	60%
Black	58%	32%	0%	66%
Hispanic	11%	16%	20%	59%
Total	11%	16%	20%	59%

86. Source: Special Tabulations of the *General Social Surveys, 2000–2006*. National Opinion Research Center. As presented in: Wilcox, W.B. (2008). *Religion, Sex, Childbearing, and Marriage: Associations among Various Demographic Groups*. University of Virginia, Department of Sociology. (Not Published).

87. Note that the total includes young adults from other races/ethnicities (not shown).